



**Note:** This valve also available as an operator. Refer to following page.

## Series 50 ELW >> Model ELW52

### Encapsulated Low Wattage Hazardous Location – 2-Way Normally Closed Valve

A UL and CSA listed, low watt, miniature hazardous location valve with minimal space and energy requirements in volatile environments. Air and other fluids compatible with standard Buna seals. Hot water, steam, gasoline, oils, some hydraulic fluids, and many other media require special seal materials.

- **Smallest hazardous location solenoid valve.**
- **Best ambient and high temperature ratings on the market.**
- **NEMA 4 rating is standard with encapsulated coil.**

## OPERATING CONDITIONS

**Media:** Air and other fluids compatible with standard Buna seals. Hot water, steam, gasoline, oils, some hydraulic fluids, and many media require special seal materials. (Series 50 pressure ratings may change due to the viscosity of the liquid.)\*

**Valve Temperature Range:** Standard Valves - 0°F (-18°C) to 140°F (60°C) ambient; 0°F (-18°C) to 150°F (65°C) media. Optional Valves - can tolerate much higher or much lower ambient and media temperatures.\*

**Maximum Operating Pressure Differentials:** See table on next page.

**Burst Pressure:** 5,000 PSI

**Leakage:** Bubble tight for standard valves.

**Vacuum:** To 5 Microns\*

## ELECTRICAL CHARACTERISTICS

**Coil Voltage:** 12 to 370VAC 60 HZ. and 10.5 to 345VAC 50 HZ. – 3.5 to 120VDC

**Nominal Power:** AC – 1.8 Watts, DC – 1.8 Watts

**Coil Construction:** Encapsulated Class F Coil with third wire ground

**Typical Response Time on Air:** 4 - 16 Milliseconds

**Operating Speed:** Up to 600 CPM

**Duty Cycle:** Continuous

## MECHANICAL CHARACTERISTICS

**Body:** Stainless Steel (Std.)

**Internal Components:** Stainless Steel. Copper - AC Only.

**Elastomers:** Nitrile (Buna) (Std.). Many other elastomers available.\*

**Orifice Diameter:** See table on next page.

**Porting:** 1/8" NPT (Std.)

**Housing:** Encapsulated with 1/2 NPT conduit

**Listings:** Valves are UL listed for Hazardous Locations – Class I, Div 1, Groups A, B, C, and D - Class II, Div 1, Groups E, F, and G; Div 2, Groups A, B, C, D, E, F, and G. "T" Rating as low as T5.

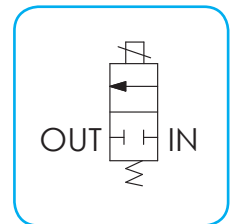
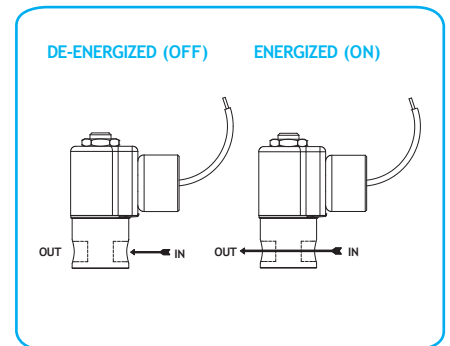
**Life Expectancy:** Millions of cycles, depending on application, lubrication, etc.

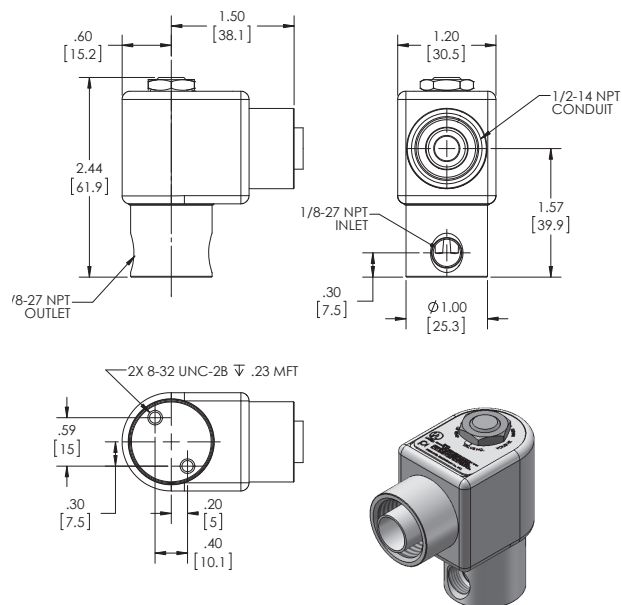
**Valve Weight:** 0.60 lbs

**Repair Packs:** See table on next page.

**Options:** Alternate Port Locations, Metering, Alternate Elastomers, All Stainless Steel Construction\*

\* Consult representative or factory for options and specifications.





**SERIES 50 ELW  
MODEL ELW52  
2WNC  
EXPLOSION PROOF**

## VALVE SPECIFICATIONS

MAX. OPER. PRESS. DIFF.				ORIFICE SIZE	CV FACTOR	VALVE NUMBER
GAS		LIQUID				
AC	DC	AC	DC	N.O.	N.C.	
600*	200	600	200	1/32	.022	ELW52G8DCCP
250	80	250	80	3/64	.055	ELW52H8DCCP
150	50	150	50	1/16	.075	ELW52J8DCCP
100	25	100	25	5/64	.134	ELW52V8DCCP
85	20	85	20	3/32	.156	ELW52K8DCCP
50		50		1/8	.230	ELW52N8DCCP
15		15		5/32	.292	ELW52O8DCCP

\* FKM seals not recommended for pressure above 500 psi.

## ORDERING INFORMATION:

WHEN ORDERING VALVES OR REPAIR PACKS ADD VOLTAGE AND FREQUENCY TO COMPLETE VALVE NUMBER. EXAMPLES: VALVE (ELW52J8DCCP 120/60) REPAIR PACK (KELW52J AC)

WHEN ORDERING OPERATORS ADD THE LETTER "O" TO THE FRONT OF THE VALVE NUMBER, REPLACE BODY PORT NUMBER WITH THE LETTER "D": EXAMPLE: OPERATOR (OELW52J8DCCP 120/60)