

GENERAL PURPOSE VALVES



Note: This valve also available as an operator. Refer to following page.

Series 20 >> Model 26

3-Way Multi-Purpose

A complete line of valves with a great selection of options and exceptional proven performance. The standard in the field. Air, water, and other fluids are compatible with standard Buna seals. Hot water, steam, gasoline, and many oils require other seal materials.

- The flagship valve initially created for fluid power industry.
- Heavy duty and made of stainless steel.
- A real workhorse with proven performance.
- It has the greatest amount of options available of all the valves.
- Wide range of orifice sizes from 1/32" to 1/8".

OPERATING CONDITIONS

Media: Air, water, and other fluids are compatible with standard Buna seals. Hot water, steam, gasoline, and many oils require other seal materials. (Series 20 pressure ratings may change due to the viscosity of the liquid.)*

Valve Temperature Range: Standard Valves - 0°F (-18°C) to 104°F (40°C) ambient; 0°F (-18°C) to 150°F (65°C) media. Optional Valves - can tolerate much higher or much lower ambient and media temperatures.

Maximum Operating Pressure Differentials: See table on next page.

Burst Pressure: 5,000 PSI

Leakage: Bubble tight for standard valves.

Vacuum: To 5 Microns*

ELECTRICAL CHARACTERISTICS

Coil Voltage: 6 to 825/60, 5 to 720/50 and 1.8 to 265/DC

Nominal Power: AC — 8.7 Watts, DC — 9.5 Watts

Coil Construction: Molded (Std.), Non-molded Class A and potted Class F (Class H optional)

Typical Response Time on Air: 4 - 16 Milliseconds

Operating Speed: Up to 600 CPM

Duty Cycle: Continuous

MECHANICAL CHARACTERISTICS

Body: Stainless Steel (Std.) or Brass (Opt.)

Internal Components: Stainless Steel. Copper - AC Only.

Elastomers: Nitrile (Buna) (Std.). Many other elastomers available.*

Orifice Diameter: See table on next page.

Porting: Standard 1/8" and 1/4" NPT (other ports available).*

Housing: Grommet and 1/2" NPT conduit - many options available.*

Listings: Most valves are UL and CSA listed.*

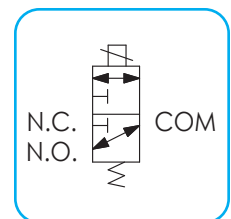
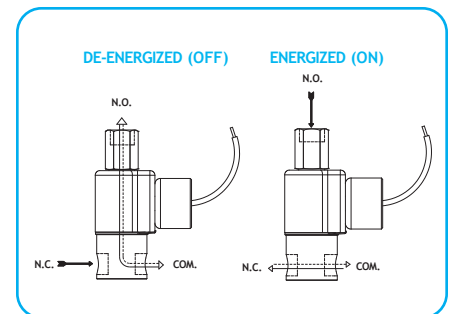
Life Expectancy: Millions of cycles, depending on application, lubrication, etc.

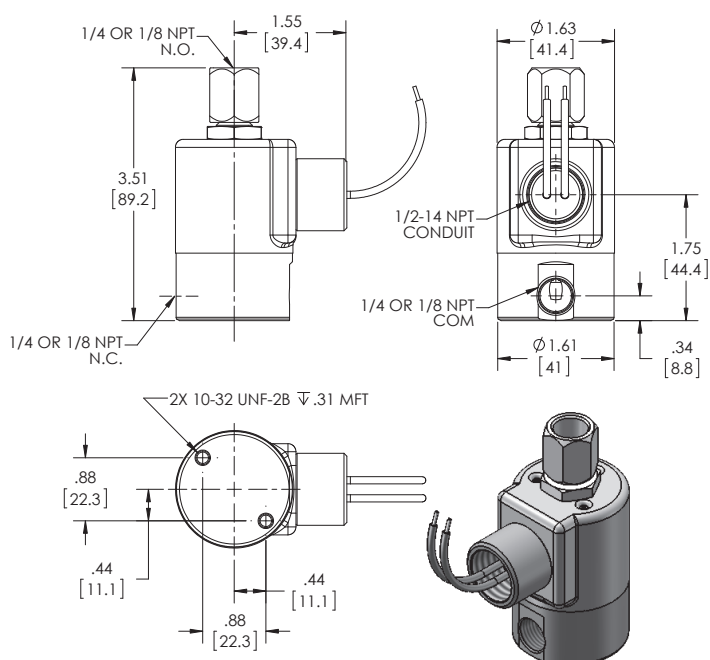
Valve Weight: Grommet Valve: 1.13 lb Conduit Valve: 1.19 lb

Repair Packs: See table on next page.

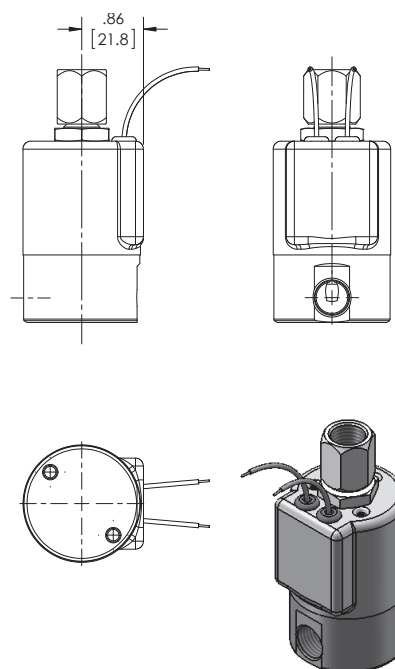
Options: Alternate Port Locations, Metering, Manual Override, Alternate Elastomers, Spade Terminal Coil, European Style DIN, Explosion Proof and Magnetic Latching Coil

* Consult representative or factory for options and specifications.





**SERIES 20
MODEL 26
3-WAY MULTI-PURPOSE
CONDUIT CONNECTION**



**SERIES 20
MODEL 26
3-WAY MULTI-PURPOSE
GROMMET HOUSING WITH LEADS**

VALVE SPECIFICATIONS

MAX. OPER. PRESS. DIFF.		ORIFICE SIZE		CV FACTOR		GROMMET HOUSING		CONDUIT HOUSING	
AC	DC	N.C.	N.O.	N.C.	N.O.	1/8 NPT PORTS	1/4 NPT PORTS	1/8 NPT PORTS	1/4 NPT PORTS
400	400	1/32	1/32	.024	.024	26GG7XGM	26GG9ZGM	26GG7XCM	26GG9ZCM
150	150	3/64	3/64	.052	.052	26HH7XGM	26HH9ZGM	26HH7XCM	26HH9ZCM
100	100	1/16	1/16	.095	.095	26JJ7XGM	26JJ9ZGM	26JJ7XCM	26JJ9ZCM
75	75	3/32	3/32	.156	.156	26KK7XGM	26KK9ZGM	26KK7XCM	26KK9ZCM
35	35	1/8	1/8	.284	.201	26NN7XGM^	26NN9ZGM^	26NN7XCM^	26NN9ZCM^

^ VALVES WITH 1/8 N.O. ORIFICE ARE UL LISTED ONLY

ORDERING INFORMATION:

WHEN ORDERING VALVES OR REPAIR PACKS ADD VOLTAGE AND FREQUENCY TO COMPLETE VALVE NUMBER. EXAMPLES: VALVE (26JJ9ZGM 120/60) REPAIR PACK (K26JJX AC)

WHEN ORDERING OPERATORS ADD THE LETTER "O" TO THE FRONT OF THE VALVE NUMBER, REPLACE BODY PORT NUMBER WITH THE LETTER "D": EXAMPLE: OPERATOR (O26JJ9DGM 120/60)