

holder for cylindrical fuses (31 115)



Description

Article

Part No.: 31 115

AMBUS® Panel

holder for cylindrical fuses

14 x 51 / 1P

50 A / 690 V

System

DIN rail

Product group 17

Subgroup 09

pack size 6

EAN 4021267311155

Advantages of the product

large clamping range

holder for label

eCl@ss 6.1 27142190
eCl@ss 7.1 27142190
ETIM 4.0 EC002705
ETIM 5.0 EC002705

Approvals

Standards

IEC 60947-1:2007 + A1:2010
IEC 60947-3:2008 + A1:2012

Approvals

IEC (CB), CSA, UL, CCC



for UL feeder circuits >250V

Type number: AES14x51

UL file: E230163, UL category (for USA): IZLT <http://www.ul.com>
UL file: E230163, UL category (for Canada): IZLT7 <http://www.ul.com>
CSA file: 110285, CSA class: 6225-01 <http://directories.csa-international.org>
CCC certificate: 2004010302117255

Product data

Electrical data

Rated current (IEC): 50 A
Rated voltage (IEC) AC: 690 V

Rated current (UL): 50 A
Rated voltage (UL) AC: 600 V
Rated voltage (UL) DC: 600 V

Power dissipation:

The power dissipation at a typical load of 80% of the rated current results to 0.6 W.
(The power dissipation for operation with rated current would be 0.9 W.)

rated isolation voltage U_i (AC): 800 V
rated isolation voltage U_i (AC): 800 V
Rated surge voltage U_{imp} : 6 kV
max. permitted voltage (IEC) AC: 800 V

cond. rated short-circuit current with fuses: 100 kA / 400 V
approved with fuse links of characteristics: gG

SCCR: 100 kA

for fuse links as per IEC / EN 60269-2 with permitted rated power dissipations
up to max. 5W for gG/gL
up to max. 3W for aM

Mechanical data

W x H x D: 27 x 90 x 69
Weight: 9.7 kg/100
Poles: 1-pole

degree of protection: IP20

Terminal points


box terminal :
1,5 - 35 mm² / AWG 14 - AWG 2
flexible cables, directly or with wire-end ferrule
Md 2,5 - 3,0 Nm / 22 - 26 lb.in.

(flexible cables of maximum cross-section may not fit when using wire-end ferrule)

Material properties


Main body: temperature stability 125°C,
self-extinguishing in acc. to UL 94,
creepage resistance CTI 200,
halogen-free
Fuse carrier: temperature stability 125°C,
self-extinguishing in acc. to UL 94,
creepage resistance CTI 600,
halogen-free
Connecting screws: screw +/- (PZ2), galvanized, chromized

Accessories



01 198

connecting terminal, front connection
for comb-type busbars 31 057
25 - 95 mm²




31 014

comb type busbar, insulated, 1-pole, bridge type
80 A, pitch 27 mm, 1 m long
16 mm²



31 028

connecting terminal, side connection
for comb-type busbars 31 014, 31 024, 31 309, 31 311
6 - 50 mm²



31 057

comb bar, insulated, 1-pole, bridge type
130 A, pitch 27 mm 1 m long
35 mm²



31 269

connection kit 14x51, 2-pole
for 10 2-pole combinations 14x51



31 939

label for AES
100x 10 pcs.
stock sale