

LIGHT LED 025

LED 025 Light with on/off switch and magnet mount



LED 025 Light with motion sensor and screw mount

LED 025 Light with on/off switch and clip mount

- > Energy saving LED technology
- > Wide voltage range
- > Integrated power unit
- > Magnet, screw or clip mount
- > Wide variety of connections
- > On/off switch or motion sensor

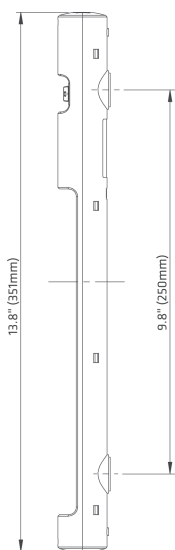
The LED 025 light series is suitable for all types of panels and enclosures, especially where space is at a premium. These lights have a very long service life due to the use of LED technology. They are available with powerful non-slip rubberized magnets allowing them to be easily positioned in any steel enclosure. Screw mounting is also available as an option. The power output allows up to 10 lights to be connected to each other (daisy chain) with both the input and output plugs snap-locking into place.



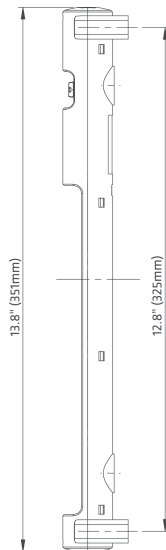
TECHNICAL DATA

Power consumption	max. 5 W (~ 75 W incandescent bulb)
Luminosity	400 Lm at 120° (1,200 Lm at 360° or equivalent 95W light bulb)
Lamp type	LED, 120° angle of radiation light color - daylight, color temperature - 6,000 to 7,000 K
Service life	60,000 hrs. at 68 °F (20 °C)
Connection	2-pole plug with snap lock; AC: max. 2.5 A / AC 240 V, white connector; DC: max. 2.5 A / DC 60 V, blue connector
Housing	plastic, transparent
Mounting	magnet, M5 screws (not included), or clip (M6 screws) torque 2 Nm max.
Operating / Storage temperature	-22 to +140 °F (-30 to +60 °C) / -40 to +185 °F (-40 to +85 °C)
Operating / Storage humidity	max. 90 %RH (non-condensing)
Dimensions	see drawings
Protection type/Protection class	IP20 / II (double insulated)
Accessories	input and output connector, cable for supply or daisy chain
Approvals	UL File No. E234324, VDE, EAC

On/off switch light w/magnet or screw mount

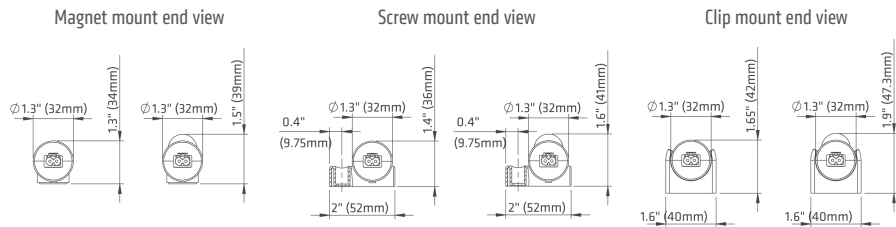


On/off switch light w/clip mount



Mounting options: The lights are available with magnet mount for easy positioning in any steel cabinet or enclosure. Other options are the LED 025 with screw mount, and specifically designed clip holders for clip mount of the LED 025 can also be positioned anywhere in the cabinet. The clip holders are screwed to the cabinet wall, the lamp is simply snapped into the clip holders and can be rotated as needed for a perfect illumination.

Note: The lights are not approved for household lighting.



LIGHT KITS WITH INPUT CONNECTOR INCLUDED

Part No. - magnet mount	Part No. - screw mount	Part No. - clip mount	Operating voltage	Switch type	Weight
02540.0-00-0003	02540.0-01-0003	02540.0-03-0003	AC 100-240 V, 50/60 Hz (min. AC 90 V, max. AC 265 V)	on/off switch	4.8 oz. (135 g)
02540.1-00-0003	02540.1-01-0003	02540.1-03-0003	DC 24-48 V (min. DC 20 V, max. DC 60 V)	on/off switch	4.8 oz. (135 g)
02541.0-00-0003	02541.0-01-0003	02541.0-03-0003	AC 100-240 V, 50/60 Hz (min. AC 90 V, max. AC 265 V)	PIR motion sensor ¹	5.0 oz. (140 g)
02541.1-00-0003	02541.1-01-0003	02541.1-03-0003	DC 24-48 V (min. DC 20 V, max. DC 60 V)	PIR motion sensor ¹	5.0 oz. (140 g)

¹ Passive Infrared (PIR) motion sensor is factory pre-set to turn the light off 5 minutes after all motion ceases

LIGHT ONLY

Part No. - magnet mount	Part No. - screw mount	Part No. - clip mount	Operating voltage	Switch type	Weight
02540.0-00	02540.0-01	02540.0-03	AC 100-240 V, 50/60 Hz (min. AC 90 V, max. AC 265 V)	on/off switch	4.8 oz. (135 g)
02540.1-00	02540.1-01	02540.1-03	DC 24-48 V (min. DC 20 V, max. DC 60 V)	on/off switch	4.8 oz. (135 g)
02541.0-00	02541.0-01	02541.0-03	AC 100-240 V, 50/60 Hz (min. AC 90 V, max. AC 265 V)	PIR motion sensor ¹	5.0 oz. (140 g)
02541.1-00	02541.1-01	02541.1-03	DC 24-48 V (min. DC 20 V, max. DC 60 V)	PIR motion sensor ¹	5.0 oz. (140 g)

¹ Passive Infrared (PIR) motion sensor is factory pre-set to turn the light off 5 minutes after all motion ceases

ACCESSORIES

CONNECTION CABLE WITH INPUT CONNECTOR AND WIRE LEADS



Photo: Connection cable, Part No. 244357

Part No.	Model	Length	Voltage	Color	Approvals ²
244357	connection cable 2 x AWG 16 with input connector	2.0 m	AC	connector: white - cable: white	UL, VDE
244361	connection cable 2 x AWG 16 with input connector	2.0 m	DC	connector: blue - cable: white	UL, VDE

² applies only to the individual components (cable and connectors)

EXTENSION CABLE WITH 2 CONNECTORS FOR DAISY CHAIN (INPUT & OUTPUT) CONNECTION



Photo: Extension cable, Part No. 244359

Part No.	Model	Length	Voltage	Color	Approvals ²
244359	extension cable 2 x AWG 16 with 2 connectors	1.0 m	AC	connectors: white - cable: white	UL, VDE
244363	extension cable 2 x AWG 16 with 2 connectors	1.0 m	DC	connectors: blue - cable: white	UL, VDE

² applies only to the individual components (cable and connectors)

INPUT / OUTPUT CONNECTORS



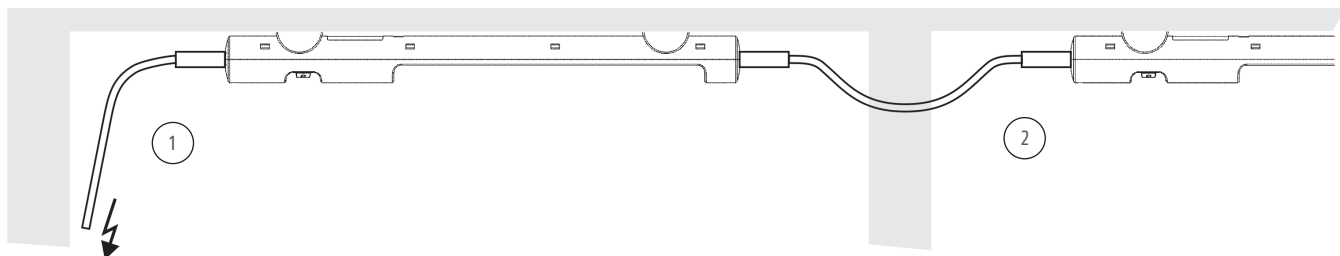
Photo: Input connector, Part No. 264057



Photo: Output connector, Part No. 264058

Part No.	Model	Voltage	Color	Approvals
264057	input connector	AC	white	UL, VDE
264058	output connector	AC	white	UL, VDE
264059	input connector	DC	blue	UL, VDE
264060	output connector	DC	blue	UL, VDE

CONNECTION EXAMPLE



This illustration shows the LED 025 light in a daisy chain application. The lights are easily connected via quick connection plugs - up to 10 lights can be daisy-chained this way. The snap-lock connectors ensure a stable electrical connection even when subjected to vibration. Input / output connectors are also available to assemble cables in non-standard lengths.