



## IDEM STAINLESS STEEL IP69K SAFETY INTERLOCK SWITCH KM-SS

204009HFH

KM-SS QC M23 12way '3NC 1NO' - HFH actuator

- Slim fitting suitable for most industrial applications
- Mirror polished surface (Ra10)
- 42mm wide x 118mm long
- IP69K Suitable for food applications
- Provides 8 actuator entry positions



### Product description

HYGIECAM Series Interlock Switches have a rugged Stainless Steel 316 body and have been designed to cope with the rigorous applications of the Food Processing, Pharmaceutical, Packaging and Petro-Chemical Industries. The surface finish is mirror polished to Ra10 to resist the accumulation of food debris and is suitable for high pressure hosing at high temperature.

They offer a compact slimline housing which will fit to areas where there are space restrictions and are sealed to IP69K enclosure protection. They can be high pressure hosed with most detergents at high temperature.

They are designed to fit to the leading edge of sliding, hinged or lift off machine guards. They provide a forced disconnect of the safety contacts at the withdrawal of the actuator and have an anti-tamper not easily defeatable mechanism.

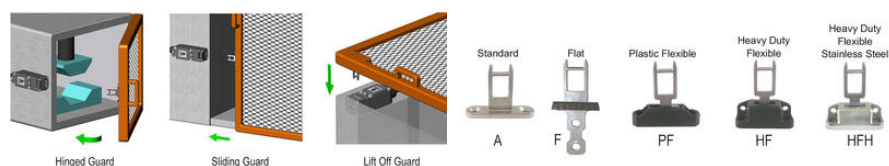
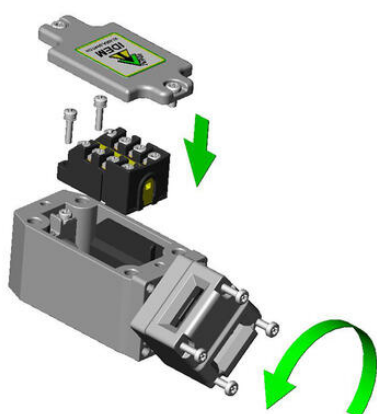
The rotatable heads have dual actuator entry positions to give up to 8 different entry positions.

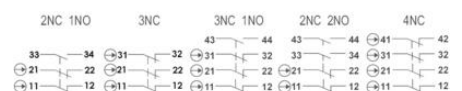
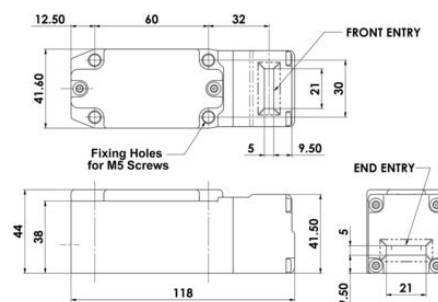
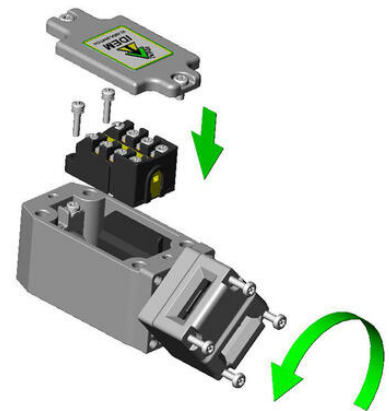


High holding force versions are available for applications where vibration can be a nuisance.

### Specifications

|  |   |
|--|---|
| <b>Actuator</b>                            | Heavy duty s/steel  |
| <b>Annual usage</b>                        | 8 cycles per hour/24 hours a per day/365 days                   |
| <b>Approvals</b>                           | ISO 14119, EN60947-5-1, EN60204-1, ISO 13849-1, EN62061, UL 508 |
| <b>Atex approved</b>                       | No  |
| <b>Central Material</b>                    | Stainless steel 316   |
| <b>Conduit entry</b>                       | M23 12 Pole   |
| <b>Contacts</b>                            | 3NC 1NO   |
| <b>Head material</b>                       | Stainless steel 316   |
| <b>IP Class</b>                            | IP67, IP69K   |
| <b>Maximum approach / withdrawal speed</b> | 600   |
| <b>Mechanical reliability B10d</b>         | 2.5 x 10 <sup>6</sup> operations at 100mA load                  |
| <b>Mounting</b>                            | 4 x M5  |
| <b>MTTFd</b>                               | 356 years   |
| <b>Operating temperature</b>               | -25..80°C   |
| <b>PFHd</b>                                | 3.44 x 10 <sup>-8</sup>   |
| <b>PL</b>                                  | e acc. ISO13849-1   |
| <b>Rated insulation voltage</b>            | 500V ac   |
| <b>SIL</b>                                 | 3 acc. EN62061  |
| <b>Thermal current (Ith)</b>               | 5   |
| <b>Travel for positive opening</b>         | 8   |
| <b>Withstand voltage</b>                   | 2500V ac  |





24V dc

