

HONSBERG - FF SERIES FLOW SWITCH

Piston

FF-008GR009

0,4..9 l/min, G¼, 200 bar, Normally open

- Switching Range 0,4..90 l/min H₂O
- Water (oils on request)
- G¼ up to G1½
- Bronze, brass, stainless steel, ferrite & NBR
- Pressure range from 16 bar up to 200 bar



Product description

The Honsberg FF series flow switch is a simple unit which indicates when a specific flow rate has been achieved. The basic operation of the switch is when the volume flow raises a piston (fitted with a magnet) out from a valve seat which is against a spring force and when the specified flow rate is achieved the piston actuates an hermetically separated reed switch. The FF is designed for horizontal inwards flow; switching head not recommended underneath; other installation positions are possible; the installation position affects the switching point and range.

*The switch point must always be specified/factory-set item

- Adjusted switching value
- Highly reproducible
- Insensitive to dirt
- Adjustment for oil or gas
- Special values

*The switch point must always be specified/factory-set item

- Specify direction of flow, medium, and switching point.
- For oils, state viscosity, temperature and designation (e.g. ISO VG 68) (enquire about range).
- For gases, state pressure (relative or absolute), temperature and medium (e.g. air) (enquire about range).

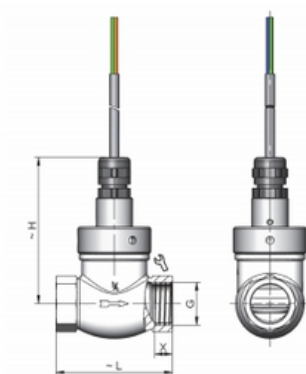
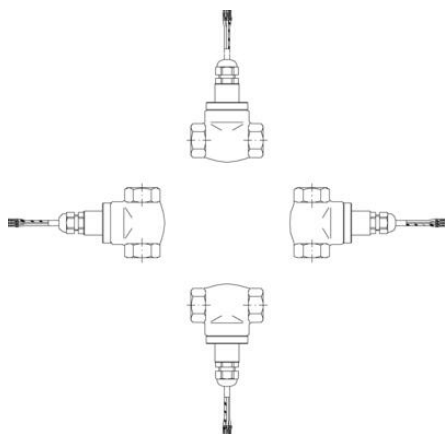
Installation

- Include straight calming section of 5 x DN in inlet and outlet.
- If the media are dirty, install a filter (use magnetic filter for ferritic components).
- It must be ensured that the values given for voltage, current, and power are not exceeded.
- When switched on, a load must be connected in series. The electrical details apply to ohmic loads. Capacitive, inductive and lamp loads must be operated using a protective circuit.
- Standard: horizontal inwards flow; switching head not recommended underneath; other installation positions are possible; the installation position affects the switching point and range.

;

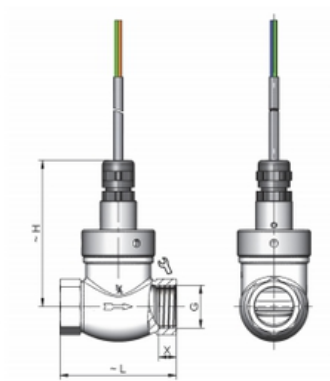
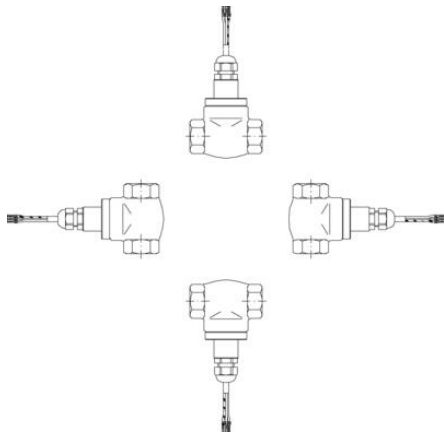
Specifications

Accuracy	± 3% of reading value, but at least ± 0.3 l / min
Connection	Internal thread, G ¼ "
Contact Rating Max	50
Electrical Connection	1.5 m fused cable
Flow Max l/min Double	10
Flow Range Max	9
Flow Range Min	0.4
Function	Flask, reed contact
IP Class	IP65
Material Bolt	Stainless steel 303
Material of body	Nickel-plated brass
Material of connection	Bronze
Material of seals	NBR
Materials Spring	Stainless steel 301
Pressure drop	Approx. 0.4 bar at maximum flow
Pressure Range Max	200
Temperature range of media to	110
Type of flow component	Flow Switches
Weight	0.6
Viscosity Max	1
Voltage AC max	230



G	Types	L	H	SW	X	Weight kg
G ¼	FF-008GR...	68	80	29	12	0.6
G ½	FF-010GR...					
G ½	FF-015GR...				13	
G ¾	FF-020GR...	73	90	32	11	0.7
G 1	FF-025GR...	87		41	14	1.0
G 1 ¼	FF-032GR...	98	95	52		1.5
G 1 ½	FF-040GR...	113	95	59		2.0

Wiring	normally open (n.o.) no. 0.212	
	optionally, normally closed no. 0.214 (not all adjustment ranges are possible, please enquire)	



G	Types	L	H	SW	X	Weight kg
G 1/4	FF-008GR...	68	80	29	12	0.6
G 3/8	FF-010GR...					
G 1/2	FF-015GR...				13	
G 3/4	FF-020GR...	73	90	32	11	0.7
G 1	FF-025GR...	87		41	14	1.0
G 1 1/4	FF-032GR...	98	95	52		1.5
G 1 1/2	FF-040GR...	113	95	59		2.0

Wiring	normally open (n.o.) no. 0.212	
	optionally, normally closed no. 0.214 (not all adjustment ranges are possible, please enquire)	