

## FLOWTRAMAG® METER (FULL-BORE)

3-2581PH04-102

FlowtraMag, PVC-U Body, Hastelloy C Electrode,  
EPDM O-Ring, Flange, DN100 (4 in.)



- No moving parts
- Reduced straight run requirements, ideal for final effluent lines, wellheads and skids
- Lighter in weight compared to traditional metal magmeters
- One device with three different outputs: field selectable Frequency or Digital (S<sup>3</sup>L), and analog 4 to 20 mA in both passive and active configuration
- On-the-fly configuration with GF Config Tool Bluetooth® App



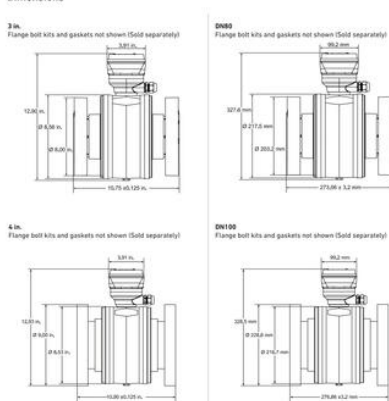
### Product description

The GF 2581 FlowtraMag is a full-bore plastic PVC in line style magnetic flowmeter. The PVC body with Titanium or Hastelloy® C electrodes has no moving parts, and is two to three times lighter in weight compared to traditional metal magmeters on the market. It is designed for high accuracy flow measurement in short pipe runs, making it an ideal solution for industrial applications where performance and ease of use are important.

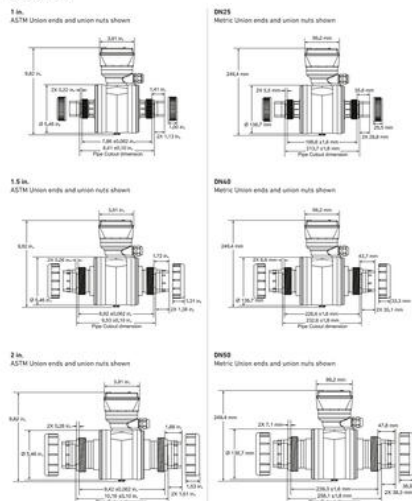
The FlowtraMag design is factory calibrated with certificate at  $\pm 1\%$  of reading accuracy. It is offered in corrosion resistant materials to provide long-term reliability with minimal maintenance costs. The LED indicators show at-a-glance system status, including normal operation, zero flow and partially filled pipe detection.

The flow meter provides three different outputs; field selectable frequency or digital (S<sup>3</sup>L) as well as analog 4 to 20 mA in both passive and active configuration. The GF Config Tool Bluetooth® app supports iOS and Android for simple on-the-fly user configuration with instantaneous flow reading. These versatile, easy-to-install meters deliver accurate flow measurement in pipe sizes of DN25 (1 in.), DN40 (1.5 in.), DN50 (2 in.), DN80 (3 in.) and DN100 (4 in.), optimized for performance in short pipe runs often associated with final effluent lines, well heads and water treatment skids.

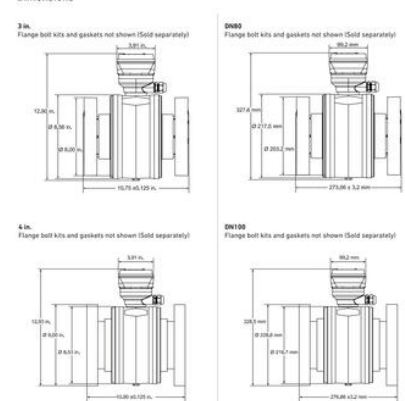
#### Dimensions



#### Dimensions



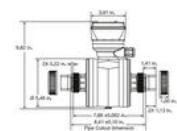
#### Dimensions



**Dimensions**

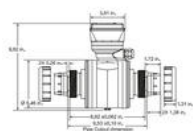
**1 in.**

ASTM Union ends and union nuts shown



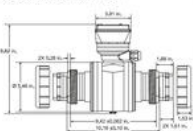
**1.5 in.**

ASTM Union ends and union nuts shown



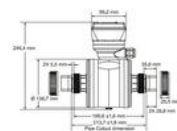
**2 in.**

ASTM Union ends and union nuts shown



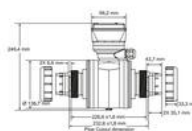
**DN25**

Metric Union ends and union nuts shown



**DN40**

Metric Union ends and union nuts shown



**DN50**

Metric Union ends and union nuts shown

