

## DATALOGIC DS2100N LASER SCANNER

### Industrial Laser Scanner

DS2100N-1300

Standard resolution, Ethernet, Linear, Standard performance

- Maximum Resolution Up To 0.12mm
- Scan rate 500 to 1000 Scans/sec
- Multilabel Reading
- Advanced Code Reconstruction



#### Product description

DS2100N has been developed for ease of use, while at the same time offering outstanding read performance. DS2100N is equipped with the innovative X-PRESS™ interface which facilitates installation and maintenance. Together with the high-performance optics and built-in code reconstruction, ACB™, high read capacity is guaranteed.

X-PRESS™ Datalogic's innovative X-PRESS™ interface is designed to simplify and facilitate installation and maintenance. Status and diagnostic information are displayed clearly on the reader by means of 5 LEDs. The multifunction button on the reader allows easy calibration of settings such as read range, read distance and code learning.

#### ACB™ (Advanced Code Builder)

Advanced Code Builder permits reading of damaged codes by linking together two parts of a code. ACB™ is effective when you want to read low-height codes, damaged codes and poorly printed codes.


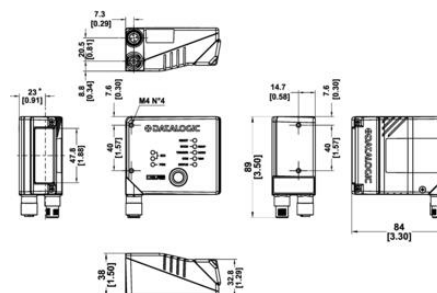
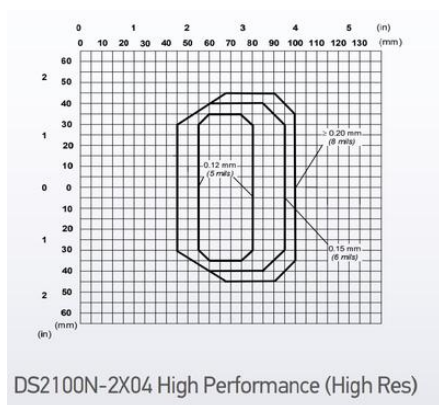
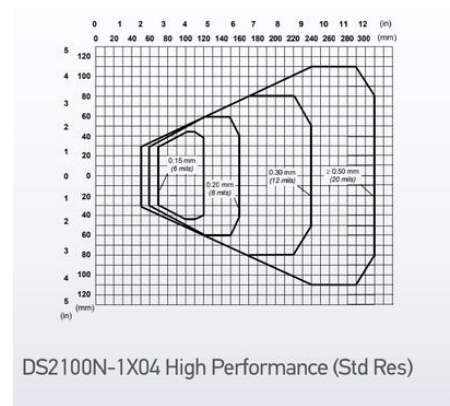
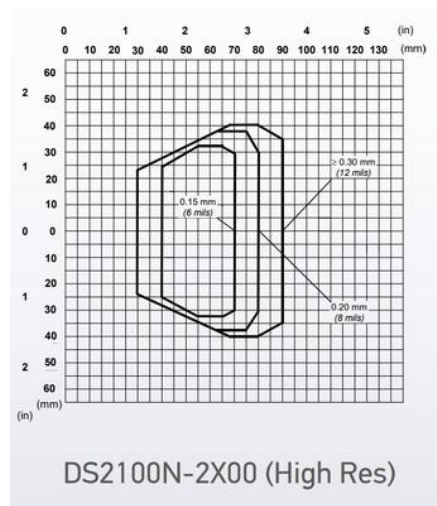
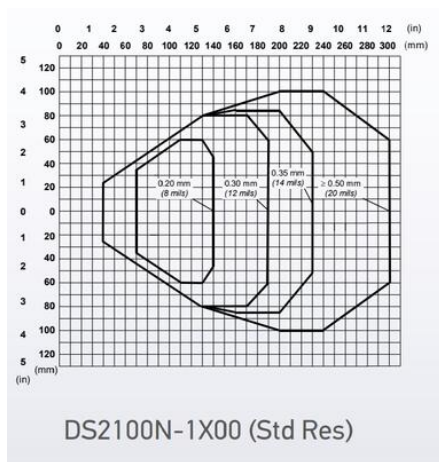
#### Genius™

Windows-based configuration program which offers a simple way of installing the reader and using functions such as remote control, software update or diagnostic control.

#### Specifications

<b>Digital Inputs</b>	2
<b>Digital Outputs</b>	2
<b>Dimension (mm)</b>	104 x 69 x 38
<b>Distance Max</b>	300
<b>Distance Min</b>	50
<b>Integrated Communication Interface</b>	EtherNet/IP, Ethernet TCP/IP, RS232/RS422/RS485, Aux RS232, ID-NET RS485
<b>IP Class</b>	IP65

Multi Label Reading	Yes
Optics	Linear
Power Consumption	4
Programming Options	X-PRESS™ Human-machine interface, Genius™ (windows based) SW
Read Speed	1000
Resolution	0.12mm
Supply voltage	10-30 V DC
Temperature range from	0
Temperature range to	45
Weight	281



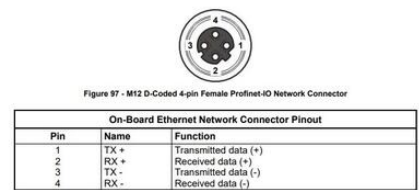
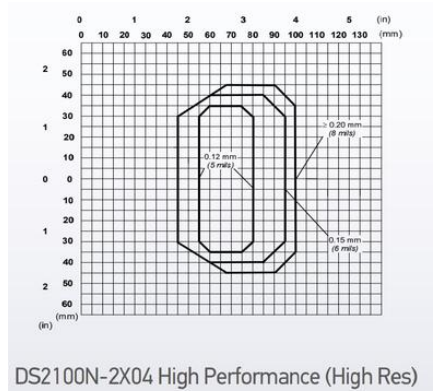
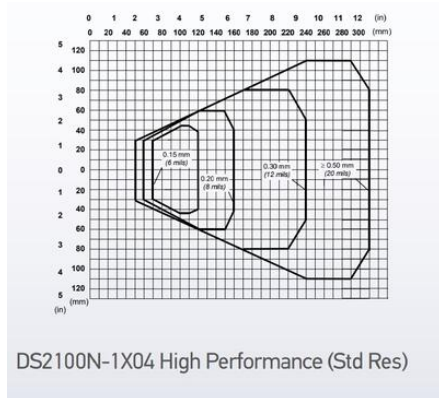

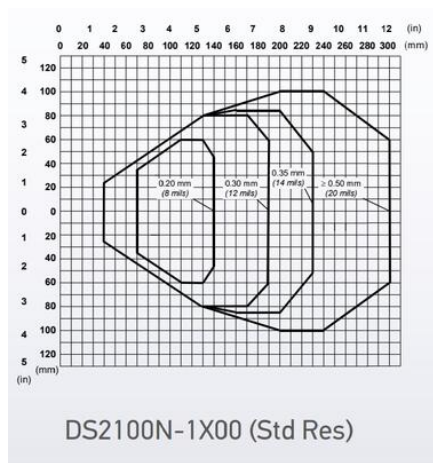
## POWER



Figure 98 - M12 A-Coded 5-pin Male Power Connector

Power Connector Pinout		
Pin	Name	Function
1	Vdc	Power supply input voltage +
2	NC	Not Connected
3	GND	Power supply input voltage -
4	NC	Not Connected
5	NC	Not Connected

The CS-A1-02 or AS-I accessory power cables can be used to connect to the power source.



## POWER



Figure 98 - M12 A-Coded 5-pin Male Power Connector

Power Connector Pinout		
Pin	Name	Function
1	Vdc	Power supply input voltage +
2	NC	Not Connected
3	GND	Power supply input voltage -
4	NC	Not Connected
5	NC	Not Connected

The CS-A1-02 or AS-I accessory power cables can be used to connect to the power source.