POWER SUPPLY 1-PHASE, 48 V DC
DIMENSION C SERIES, GENERATION 2

CP5.481
POWER SUPPLY 48VDC 120W 2.5A



- Output current of 5.4 A
- Up to 95.5% efficiency
- Active current inrush protection
- Active PFC
- Hiccup Plus

PRODUCT DESCRIPTION

Puls Dimension C-series stands for cost optimization without compromising quality, reliability or performance.

CP10 is the second generation C-series 1-phase that sets new records by using the latest technology and sophisticated thermal design. With an efficiency of 95.5%, the power losses are very small and thus the width is reduced down to 39 mm. The efficiency is also very high at lower loads which is the normal operating condition. The mean value is on the whole 94.5% at 230 V ac.

Power boost of 20% enables higher current extraction without voltage drops. This is especially useful during start-ups and to bridge the current peaks in the application. The power reserve can be used continuously up to + 45°C and short periods from +45 to +60°C.

Short-circuit currents. CP10 can provide short circuit current which is 3 times the nominal current for at least 12 ms, which helps secondary fuses and achieve selectivity. For more information see under Sec, fuses.

Hiccup Plus

With Puls new short circuit technology ensures optimum protection. The unit leaves a very high short circuit that solves secondary fuses and provide sufficient starting current for example dc motors. If the output voltage falls below 26 V dc, a continuous current of 7 A is given for 2 seconds, then turn the assembly of the end to make a new restart attempt after about 18 seconds. This is done until the error has been corrected. This feature ensures a high short-circuit/overload current while avoiding a constant high current that can lead to thermal problems with cables and component damage.

More technical advantages. CP10 has active power factor correction (PFC) and actively current inrush protection that effectively reduces start currents which are ideal if several units are connected in the same phase or if the supply is current limited through example. AC UPS. The protection is always active, regardless of the temperature. DC-OK output, wide temperature range, a large number of approvals and transient filter which ensures operation in störrik electrical environment makes the unit suitable for virtually all installations.

For good cooling, we recommend a clearance of 40 mm over 20 mm below. We recommend 5 mm air gap to the sides. (15 mm on the sides of adjacent product is a heat source.)

Wiring



A: Primary side/control voltage

B: Secondary side. Output voltage

C: Potentiometer adjustable output voltage 48-56 V dc

D: DC OK LED. Lights when the voltage is 90% of the set value

E: DC-OK relay output. Closes when the output voltage is OK.

SEC. FUSES

Breakers is the most common type of fuse for ac voltage but is also used for dc voltages. Power supply always has a current limitation compared with an electricity network which hampers tripping of a circuit breaker of the magnetic field. Greater consideration must be given to the cable diameter and cable lengths. This even if the power supply is able to deliver high short circuit currents. For long cables and/or thin cable area so the solution is electronic fuses.

Puls CP10.481 have high short-circuit currents which enables tripping within 10 ms of length and cable section is as below specification.

Safe tripping of breakers with different cable lengths / diameters

	0.75 mm^2	1.0 mm^2	1.5 mm^2	2.5 mm^2
C-2A	42 m	49 m	59 m	109 m
C-3A	13 m	24 m	28 m	42 m

Short circuit. Fig 3-2

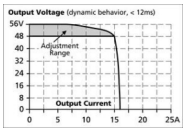

Hiccup function. Fig 3-3

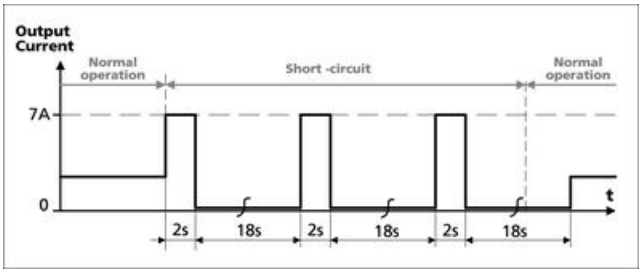

Description of Hiccup^{plus} function

Thanks to the unique Pul Hiccup^{plus} ensures a high short circuit current while avoiding the risk of overheated cables and damage to the connected loads. When a short circuit occurs following.

- High peak power that enables tripping in 12 ms Figure 3-2
- The unit leaves 7 A for 2 s.

After 2 seconds the unit shuts off, then try to restart every 18 seconds. If the fault is removed, the unit starts automatically, otherwise it will lose further 18 s. The operation does not burden the cabling and does not cause damage to the electronics.

SPECIFICATIONS

Active Transient	Yes
Approvals	ATEX, CB, CE, CSA, IECEx, IEC 62368-1:2018, UL
DC relay output	Yes
Depth	102
Effect	120
Efficiency At 120 V AC, full load. Typical	92.6
Efficiency At 230 V AC, full load. Typical	93.5
Efficiency At 230 V AC. Typical	91.6
Height	124
Hold-up time at 120 V AC, full load. Typical.	35
Hold-up time at 230 V AC, full load. Typical.	35
Input current at 230 V ac typical	4
Input voltage AC	100-240 V
Input voltage ac max	264
Input voltage ac min	85
Input voltage DC	110-150 V
Input voltage dc max	180
Input voltage dc min	88
Input voltage range	Wide-range
Inrush current at 120 V ac typical	4
IP Class	IP20
Lifetime at 120 V ac, full load and +40 ° C	62000
Lifetime at 230 V ac, full load and +40 ° C	71000
MTBF (IEC 61709) 230 V AC, Maximum Load, 40 ° C	836000
Number of phases	1
Output Current	2.5
Output voltage	48
Output voltage max	56
Output voltage min	48
Power Consumption At 120 V AC	1.09
Power Consumption At 230 V AC	0.61
Power Factor at 120 V AC, full load. Typical	0.98

Power Factor at 230 V AC, full load. Typical	0.91
Power Reduction Of 60 To 70 ° C	3
Ripple. max	50
Series	Dimension C
Supply Frequency	50-60 ±6 %
Temperature Range Without Derating From	-25
Temperature Range Without Derating To	60
Weight	0.44
Width	32

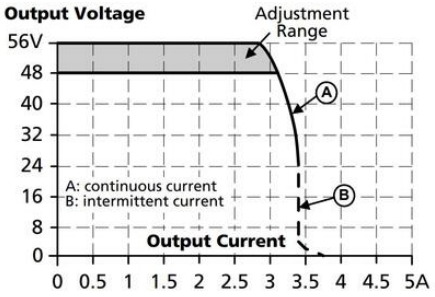

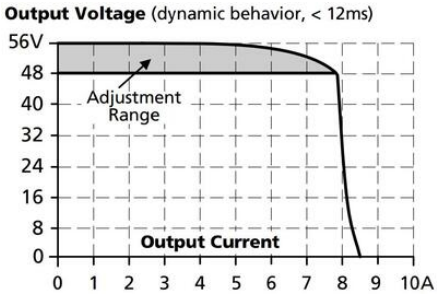

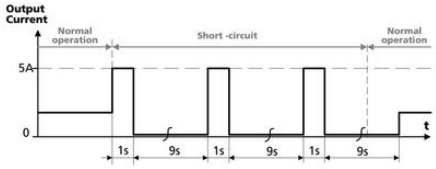

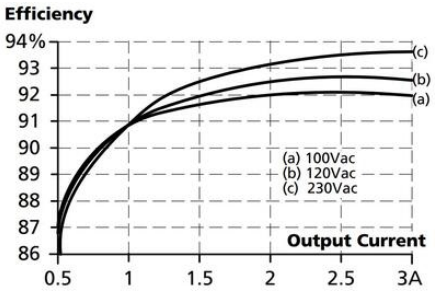

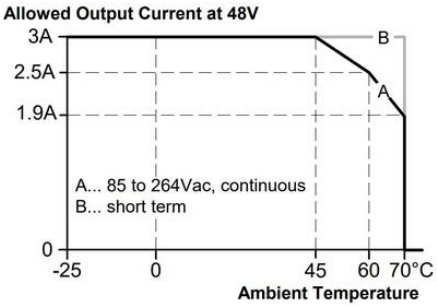





All dimensions in mm

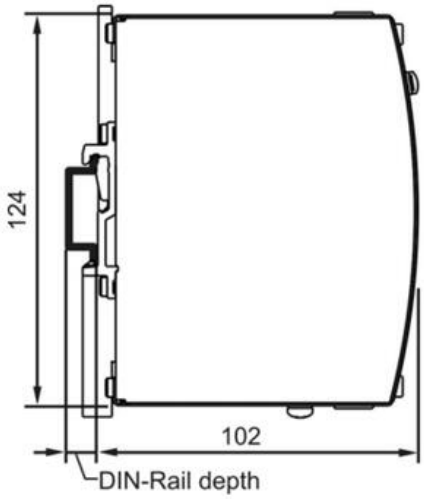

All dimensions in mm