



SUCO - 0601/0602 PRESSURE SENSOR

Performance series

0601401411007

0-10V, 0..40 bar, G1/4-E, NBR, AMP Superseal 1.5®

- Measuring range up to 100 bar
- Ceramic sensor
- Small and compact
- Stainless steel housing



Product description

The SUCO 0601/0602 performance series pressure sensor is a small, compact and cost effective pressure monitoring solution. Offering six standard pressure ranges with options of four different electrical connectors a thread of G1/4 and 0-10V or 4-20mA outputs. The 06 series uses a ceramic sensor in thick film technology which is housed in a stainless steel body.






Common applications include mobile hydraulics and power packs.

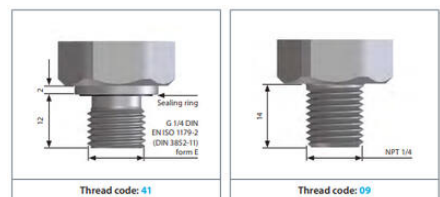
Specifications

Accuracy	±1% FS
Burst Pressure	140
Connection Thread	G1/4-E
Electrical connection	AMP Superseal
IP Class	IP67
Lifespan Mechanical	5 million cycles
Long-Term Stability	±0.3% FS p.a.
Material of body	Stainless steel 1.4305
Materials Wetted Parts	Stainless steel 1.4305, Ceramic, NBR
Overpressure protection	100 bar
Pressure Range Max	40
Pressure Range Min	0

Pressure reference	Gauge
Pressure rise	1 bar/ms
Repeatability & Reproducibility	±0.1% FS
Response Time	2
Shock Resistance	500m / s ² ; 11 ms half sine wave; DIN EN 60068-2-27
Signal type	0-10 V
Supply Voltage DC Max	32
Supply Voltage DC Min	11
Temperature ambient from	-30
Temperature ambient to	100
Temperature error	±0.04% FS/°C
Temperature range of media from	-30
Temperature range of media to	100
Weight	80
Vibration Resistance	20g: 4..2000 Hz sine wave, DIN EN 60068-2-6



DIN EN 175301-803-A  <table border="1"> <thead> <tr> <th>Pin</th> <th>0601</th> <th>0602</th> </tr> </thead> <tbody> <tr> <td>1</td> <td>U_{v+}</td> <td>U_{v+}</td> </tr> <tr> <td>2</td> <td>Gnd</td> <td>I_{ref}</td> </tr> <tr> <td>3</td> <td>U_{ref}</td> <td>nc*</td> </tr> </tbody> </table> <p>IP65</p> <p>x ~ 60 mm without coupler socket x ~ 77 mm with coupler socket</p> <p>Order number: 013</p>	Pin	0601	0602	1	U _{v+}	U _{v+}	2	Gnd	I _{ref}	3	U _{ref}	nc*	M 12 - DIN EN 61076-2-101 A  <table border="1"> <thead> <tr> <th>Pin</th> <th>0601</th> <th>0602</th> </tr> </thead> <tbody> <tr> <td>1</td> <td>U_{v+}</td> <td>U_{v+}</td> </tr> <tr> <td>2</td> <td>U_{ref}</td> <td>nc*</td> </tr> <tr> <td>3</td> <td>Gnd</td> <td>I_{ref}</td> </tr> <tr> <td>4</td> <td>nc*</td> <td>nc*</td> </tr> </tbody> </table> <p>IP67</p> <p>x ~ 54 mm</p> <p>Order number: 002</p>	Pin	0601	0602	1	U _{v+}	U _{v+}	2	U _{ref}	nc*	3	Gnd	I _{ref}	4	nc*	nc*	ISO 15170-A1-4.1  <table border="1"> <thead> <tr> <th>Pin</th> <th>0601</th> <th>0602</th> </tr> </thead> <tbody> <tr> <td>1</td> <td>U_{v+}</td> <td>U_{v+}</td> </tr> <tr> <td>2</td> <td>Gnd</td> <td>nc*</td> </tr> <tr> <td>3</td> <td>U_{ref}</td> <td>I_{ref}</td> </tr> <tr> <td>4</td> <td>nc*</td> <td>nc*</td> </tr> </tbody> </table> <p>IP67, IP6X3K</p> <p>x ~ 56 mm</p> <p>Order number: 004</p>	Pin	0601	0602	1	U _{v+}	U _{v+}	2	Gnd	nc*	3	U _{ref}	I _{ref}	4	nc*	nc*
Pin	0601	0602																																										
1	U _{v+}	U _{v+}																																										
2	Gnd	I _{ref}																																										
3	U _{ref}	nc*																																										
Pin	0601	0602																																										
1	U _{v+}	U _{v+}																																										
2	U _{ref}	nc*																																										
3	Gnd	I _{ref}																																										
4	nc*	nc*																																										
Pin	0601	0602																																										
1	U _{v+}	U _{v+}																																										
2	Gnd	nc*																																										
3	U _{ref}	I _{ref}																																										
4	nc*	nc*																																										
AMP Superseal 1.5*  <table border="1"> <thead> <tr> <th>Pin</th> <th>0601</th> <th>0602</th> </tr> </thead> <tbody> <tr> <td>1</td> <td>U_{ref}</td> <td>nc*</td> </tr> <tr> <td>2</td> <td>Gnd</td> <td>I_{ref}</td> </tr> <tr> <td>3</td> <td>U_{v+}</td> <td>U_{v+}</td> </tr> </tbody> </table> <p>IP67</p> <p>x ~ 61 mm</p> <p>Order number: 007</p>	Pin	0601	0602	1	U _{ref}	nc*	2	Gnd	I _{ref}	3	U _{v+}	U _{v+}	Deutsch DT04-3P  <table border="1"> <thead> <tr> <th>Pin</th> <th>0601</th> <th>0602</th> </tr> </thead> <tbody> <tr> <td>A</td> <td>U_{v+}</td> <td>U_{v+}</td> </tr> <tr> <td>B</td> <td>Gnd</td> <td>nc*</td> </tr> <tr> <td>C</td> <td>U_{ref}</td> <td>I_{ref}</td> </tr> </tbody> </table> <p>IP67, IP6X3K</p> <p>x ~ 61 mm</p> <p>Order number: 010</p>	Pin	0601	0602	A	U _{v+}	U _{v+}	B	Gnd	nc*	C	U _{ref}	I _{ref}																			
Pin	0601	0602																																										
1	U _{ref}	nc*																																										
2	Gnd	I _{ref}																																										
3	U _{v+}	U _{v+}																																										
Pin	0601	0602																																										
A	U _{v+}	U _{v+}																																										
B	Gnd	nc*																																										
C	U _{ref}	I _{ref}																																										





DIN EN 175301-803-A			
Pin	0601	0602	
1	Uv+	Uv+	
2	Gnd	I _{out}	
3	U _{out}	nc*	
IP65			
x ~ 60 mm without coupler socket x ~ 77 mm with coupler socket			
Order number: 013			

AMP Superseal 1.5*			
Pin	0601	0602	
1	U _{out}	nc*	
2	Gnd	I _{out}	
3	Uv+	Uv+	
IP67			
x ~ 61 mm			
Order number: 007			

M 12 - DIN EN 61076-2-101 A			
Pin	0601	0602	
1	Uv+	Uv+	
2	U _{out}	nc*	
3	Gnd	I _{out}	
4	nc*	nc*	
IP67			
x ~ 54 mm			
Order number: 002			

Deutsch DT04-3P			
Pin	0601	0602	
A	Uv+	Uv+	
B	Gnd	nc*	
C	U _{out}	I _{out}	
IP67, IP6X3K			
x ~ 61 mm			
Order number: 010			

ISO 15170-A1-4.1			
Pin	0601	0602	
1	Uv+	Uv+	
2	Gnd	nc*	
3	U _{out}	I _{out}	
4	nc*	nc*	
IP67, IP6X3K			
x ~ 56 mm			
Order number: 004			

