



## SUCO - 0601/0602 PRESSURE SENSOR

### Performance series

0601101411007

0-10V, 0..10 bar, G1/4-E, NBR, AMP Superseal 1.5®

- Measuring range up to 100 bar
- Ceramic sensor
- Small and compact
- Stainless steel housing



### Product description

The SUCO 0601/0602 performance series pressure sensor is a small, compact and cost effective pressure monitoring solution. Offering six standard pressure ranges with options of four different electrical connectors a thread of G1/4 and 0-10V or 4-20mA outputs. The 06 series uses a ceramic sensor in thick film technology which is housed in a stainless steel body.






Common applications include mobile hydraulics and power packs.



### Specifications

<b>Accuracy</b>	±1% FS
<b>Burst Pressure</b>	35
<b>Connection Thread</b>	G1/4-E
<b>Electrical connection</b>	AMP Superseal
<b>IP Class</b>	IP67
<b>Lifespan Mechanical</b>	5 million cycles
<b>Long-Term Stability</b>	±0.3% FS p.a.
<b>Material of body</b>	Stainless steel 1.4305
<b>Materials Wetted Parts</b>	Stainless steel 1.4305, Ceramic, NBR
<b>Overpressure protection</b>	20 bar
<b>Pressure Range Max</b>	10
<b>Pressure Range Min</b>	0

Pressure reference	Gauge
Pressure rise	1 bar/ms
Repeatability & Reproducibility	±0.1% FS
Response Time	2
Shock Resistance	500m / s <sup>2</sup> ; 11 ms half sine wave; DIN EN 60068-2-27
Signal type	0-10 V
Supply Voltage DC Max	32
Supply Voltage DC Min	11
Temperature ambient from	-30
Temperature ambient to	100
Temperature error	±0.04% FS/°C
Temperature range of media from	-30
Temperature range of media to	100
Weight	80
Vibration Resistance	20g: 4..2000 Hz sine wave, DIN EN 60068-2-6



<b>DIN EN 175301-803-A</b>  <table border="1"> <tr> <th>Pin</th> <th>0601</th> <th>0602</th> </tr> <tr> <td>1</td> <td>U<sub>ve</sub></td> <td>U<sub>ve</sub></td> </tr> <tr> <td>2</td> <td>Gnd</td> <td>I<sub>ve</sub></td> </tr> <tr> <td>3</td> <td>U<sub>ve</sub></td> <td>nc*</td> </tr> </table> <p>IP65  x ~ 60 mm without coupler socket  x ~ 77 mm with coupler socket  <b>Order number: 013</b></p>	Pin	0601	0602	1	U <sub>ve</sub>	U <sub>ve</sub>	2	Gnd	I <sub>ve</sub>	3	U <sub>ve</sub>	nc*	<b>M 12 - DIN EN 61076-2-101 A</b>  <table border="1"> <tr> <th>Pin</th> <th>0601</th> <th>0602</th> </tr> <tr> <td>1</td> <td>U<sub>ve</sub></td> <td>U<sub>ve</sub></td> </tr> <tr> <td>2</td> <td>U<sub>ve</sub></td> <td>nc*</td> </tr> <tr> <td>3</td> <td>Gnd</td> <td>I<sub>ve</sub></td> </tr> <tr> <td>4</td> <td>nc*</td> <td>nc*</td> </tr> </table> <p>IP67  x ~ 54 mm  <b>Order number: 002</b></p>	Pin	0601	0602	1	U <sub>ve</sub>	U <sub>ve</sub>	2	U <sub>ve</sub>	nc*	3	Gnd	I <sub>ve</sub>	4	nc*	nc*	<b>ISO 15170-A1-4.1</b>  <table border="1"> <tr> <th>Pin</th> <th>0601</th> <th>0602</th> </tr> <tr> <td>1</td> <td>U<sub>ve</sub></td> <td>U<sub>ve</sub></td> </tr> <tr> <td>2</td> <td>Gnd</td> <td>nc*</td> </tr> <tr> <td>3</td> <td>U<sub>ve</sub></td> <td>I<sub>ve</sub></td> </tr> <tr> <td>4</td> <td>nc*</td> <td>nc*</td> </tr> </table> <p>IP67, IP6X3K  x ~ 56 mm  <b>Order number: 004</b></p>	Pin	0601	0602	1	U <sub>ve</sub>	U <sub>ve</sub>	2	Gnd	nc*	3	U <sub>ve</sub>	I <sub>ve</sub>	4	nc*	nc*
Pin	0601	0602																																										
1	U <sub>ve</sub>	U <sub>ve</sub>																																										
2	Gnd	I <sub>ve</sub>																																										
3	U <sub>ve</sub>	nc*																																										
Pin	0601	0602																																										
1	U <sub>ve</sub>	U <sub>ve</sub>																																										
2	U <sub>ve</sub>	nc*																																										
3	Gnd	I <sub>ve</sub>																																										
4	nc*	nc*																																										
Pin	0601	0602																																										
1	U <sub>ve</sub>	U <sub>ve</sub>																																										
2	Gnd	nc*																																										
3	U <sub>ve</sub>	I <sub>ve</sub>																																										
4	nc*	nc*																																										
<b>AMP Superseal 1.5*</b>  <table border="1"> <tr> <th>Pin</th> <th>0601</th> <th>0602</th> </tr> <tr> <td>1</td> <td>U<sub>ve</sub></td> <td>nc*</td> </tr> <tr> <td>2</td> <td>Gnd</td> <td>I<sub>ve</sub></td> </tr> <tr> <td>3</td> <td>U<sub>ve</sub></td> <td>U<sub>ve</sub></td> </tr> </table> <p>IP67  x ~ 61 mm  <b>Order number: 007</b></p>	Pin	0601	0602	1	U <sub>ve</sub>	nc*	2	Gnd	I <sub>ve</sub>	3	U <sub>ve</sub>	U <sub>ve</sub>	<b>Deutsch DT04-3P</b>  <table border="1"> <tr> <th>Pin</th> <th>0601</th> <th>0602</th> </tr> <tr> <td>A</td> <td>U<sub>ve</sub></td> <td>U<sub>ve</sub></td> </tr> <tr> <td>B</td> <td>Gnd</td> <td>nc*</td> </tr> <tr> <td>C</td> <td>U<sub>ve</sub></td> <td>I<sub>ve</sub></td> </tr> </table> <p>IP67, IP6X3K  x ~ 61 mm  <b>Order number: 010</b></p>	Pin	0601	0602	A	U <sub>ve</sub>	U <sub>ve</sub>	B	Gnd	nc*	C	U <sub>ve</sub>	I <sub>ve</sub>																			
Pin	0601	0602																																										
1	U <sub>ve</sub>	nc*																																										
2	Gnd	I <sub>ve</sub>																																										
3	U <sub>ve</sub>	U <sub>ve</sub>																																										
Pin	0601	0602																																										
A	U <sub>ve</sub>	U <sub>ve</sub>																																										
B	Gnd	nc*																																										
C	U <sub>ve</sub>	I <sub>ve</sub>																																										





DIN EN 175301-803-A		
Pin	0601	0602
1	Uv+	Uv+
2	Gnd	I <sub>out</sub>
3	U <sub>out</sub>	nc*
IP65		
x ~ 60 mm without coupler socket x ~ 77 mm with coupler socket		
Order number: 013		

AMP Superseal 1.5*		
Pin	0601	0602
1	U <sub>out</sub>	nc*
2	Gnd	I <sub>out</sub>
3	Uv+	Uv+
IP67		
x ~ 61 mm		
Order number: 007		

M 12 - DIN EN 61076-2-101 A		
Pin	0601	0602
1	Uv+	Uv+
2	U <sub>out</sub>	nc*
3	Gnd	I <sub>out</sub>
4	nc*	nc*
IP67		
x ~ 54 mm		
Order number: 002		

Deutsch DT04-3P		
Pin	0601	0602
A	Uv+	Uv+
B	Gnd	nc*
C	U <sub>out</sub>	I <sub>out</sub>
IP67, IP69K		
x ~ 61 mm		
Order number: 010		

ISO 15170-A1-4.1		
Pin	0601	0602
1	Uv+	Uv+
2	Gnd	nc*
3	U <sub>out</sub>	I <sub>out</sub>
4	nc*	nc*
IP67, IP69K		
x ~ 56 mm		
Order number: 004		

