

Suco

0601200411007

0-10V, 0..2 bar, G1/4-E, NBR, AMP Superseal 1.5®

- Measuring range up to 100 bar
- Ceramic sensor
- Small and compact
- Stainless steel housing








The SUCO 0601/0602 performance series pressure sensor is a small, compact and cost effective pressure monitoring solution. Offering six standard pressure ranges with options of four different electrical connectors a thread of G1/4 and 0-10V or 4-20mA outputs. The 06 series uses a ceramic sensor in thick film technology which is housed in a stainless steel body.

Common applications include mobile hydraulics and power packs.

Accuracy	±1% FS
Burst Pressure	8
Connection Thread	G1/4-E
Electrical connection	AMP Superseal
IP Class	IP67
Lifespan Mechanical	5 million cycles
Long-Term Stability	±0.3% FS p.a.
Material of body	Stainless steel 1.4305
Materials Wetted Parts	Stainless steel 1.4305, Ceramic, NBR
Overpressure protection	4 bar
Pressure Range Max	2
Pressure Range Min	0

Pressure reference	Gauge
Pressure rise	1 bar/ms
Repeatability & Reproducibility	±0.1% FS
Response Time	2
Shock Resistance	500m / s ² ; 11 ms half sine wave; DIN EN 60068-2-27
Signal type	0-10 V
Supply Voltage DC Max	32
Supply Voltage DC Min	11
Temperature ambient from	-30
Temperature ambient to	100
Temperature error	±0.04% FS/°C
Temperature range of media from	-30
Temperature range of media to	100
Weight	80
Vibration Resistance	20g: 4..2000 Hz sine wave, DIN EN 60068-2-6



DIN EN 175301-803-A  <table border="1"> <tr> <th>Pin</th> <th>0601</th> <th>0602</th> </tr> <tr> <td>1</td> <td>U_{ve}</td> <td>U_{ve}</td> </tr> <tr> <td>2</td> <td>Gnd</td> <td>I_{ve}</td> </tr> <tr> <td>3</td> <td>U_{ve}</td> <td>nc*</td> </tr> </table> <p>IP65 x ~ 60 mm without coupler socket x ~ 77 mm with coupler socket Order number: 013</p>	Pin	0601	0602	1	U _{ve}	U _{ve}	2	Gnd	I _{ve}	3	U _{ve}	nc*	M 12 - DIN EN 61076-2-101 A  <table border="1"> <tr> <th>Pin</th> <th>0601</th> <th>0602</th> </tr> <tr> <td>1</td> <td>U_{ve}</td> <td>U_{ve}</td> </tr> <tr> <td>2</td> <td>U_{ve}</td> <td>nc*</td> </tr> <tr> <td>3</td> <td>Gnd</td> <td>I_{ve}</td> </tr> <tr> <td>4</td> <td>nc*</td> <td>nc*</td> </tr> </table> <p>IP67 x ~ 54 mm Order number: 002</p>	Pin	0601	0602	1	U _{ve}	U _{ve}	2	U _{ve}	nc*	3	Gnd	I _{ve}	4	nc*	nc*	ISO 15170-A1-4.1  <table border="1"> <tr> <th>Pin</th> <th>0601</th> <th>0602</th> </tr> <tr> <td>1</td> <td>U_{ve}</td> <td>U_{ve}</td> </tr> <tr> <td>2</td> <td>Gnd</td> <td>nc*</td> </tr> <tr> <td>3</td> <td>U_{ve}</td> <td>I_{ve}</td> </tr> <tr> <td>4</td> <td>nc*</td> <td>nc*</td> </tr> </table> <p>IP67, IP69K x ~ 56 mm Order number: 004</p>	Pin	0601	0602	1	U _{ve}	U _{ve}	2	Gnd	nc*	3	U _{ve}	I _{ve}	4	nc*	nc*
Pin	0601	0602																																										
1	U _{ve}	U _{ve}																																										
2	Gnd	I _{ve}																																										
3	U _{ve}	nc*																																										
Pin	0601	0602																																										
1	U _{ve}	U _{ve}																																										
2	U _{ve}	nc*																																										
3	Gnd	I _{ve}																																										
4	nc*	nc*																																										
Pin	0601	0602																																										
1	U _{ve}	U _{ve}																																										
2	Gnd	nc*																																										
3	U _{ve}	I _{ve}																																										
4	nc*	nc*																																										
AMP Superseal 1.5*  <table border="1"> <tr> <th>Pin</th> <th>0601</th> <th>0602</th> </tr> <tr> <td>1</td> <td>U_{ve}</td> <td>nc*</td> </tr> <tr> <td>2</td> <td>Gnd</td> <td>I_{ve}</td> </tr> <tr> <td>3</td> <td>U_{ve}</td> <td>U_{ve}</td> </tr> </table> <p>IP67 x ~ 61 mm Order number: 007</p>	Pin	0601	0602	1	U _{ve}	nc*	2	Gnd	I _{ve}	3	U _{ve}	U _{ve}	Deutsch DT04-3P  <table border="1"> <tr> <th>Pin</th> <th>0601</th> <th>0602</th> </tr> <tr> <td>A</td> <td>U_{ve}</td> <td>U_{ve}</td> </tr> <tr> <td>B</td> <td>Gnd</td> <td>nc*</td> </tr> <tr> <td>C</td> <td>U_{ve}</td> <td>I_{ve}</td> </tr> </table> <p>IP67, IP69K x ~ 61 mm Order number: 010</p>	Pin	0601	0602	A	U _{ve}	U _{ve}	B	Gnd	nc*	C	U _{ve}	I _{ve}																			
Pin	0601	0602																																										
1	U _{ve}	nc*																																										
2	Gnd	I _{ve}																																										
3	U _{ve}	U _{ve}																																										
Pin	0601	0602																																										
A	U _{ve}	U _{ve}																																										
B	Gnd	nc*																																										
C	U _{ve}	I _{ve}																																										

