



## **SUCO - 0500/0501 ELECTRONIC PRESSURE SWITCH**

Factory set

0500102412011

0..100 bar, G1/4, No, PNP, EPDM, 2M cable

- Single switch point
- Small & compact
- Ceramic sensor
- Stainless steel housing

### Product description

The SUCO 0500/0501 performance series electronic pressure switch offers a small compact electronic switch without compromising on quality which comes factory set (unadjustable by the user) with overpressure protection (up to 2x), has a long service life and is also attractively priced especially at high volumes. Using a ceramic sensor in thick film technology for a good operating temperature range and accuracy, there are six standard pressure ranges starting from 0..2 bar all the way up to 0..100 bar and a hysteresis of 1%-98%, available in normally open or normally closed with a PNP transistor output. The wetted parts are made of ceramic, stainless steel and either NBR, EPDM OR FKM ensuring excellent media compatibility, with six standard electrical connection options including Deutsch, DIN and M12 combined with two standard thread type options.

Customer specific solutions are also available on request.

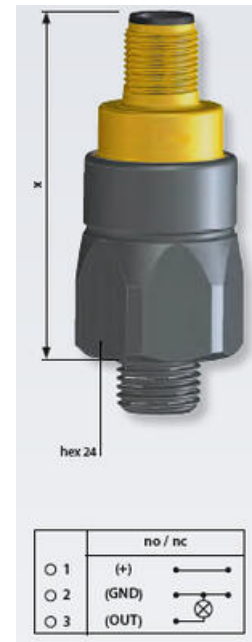
### Application examples









- Automotive
- Braking systems
- Medical
- Mobile hydraulics
- Off highway
- Off-shore
- Rail

## Specifications

<b>Accuracy</b>	±0.5 % of adjustment range (Full scale) at room temperature
<b>Adjustment range max</b>	100
<b>Adjustment range min</b>	0
<b>Burst Pressure</b>	300
<b>Electrical connection</b>	Embedded 2m cable
<b>EMC</b>	EMC 2014/30/EU; EN 61000-6-2:2005; EN 61000-6-3:2007
<b>Function</b>	Normally open (SPST)
<b>Hysteresis</b>	1...98% full scale, programmable at factory (maximum tolerance ±1.0% of adjustment range nominal pressure)
<b>IP Class</b>	IP67
<b>Lifespan Mechanical</b>	5,000,000 pulsations at rise rates to 1 bar/ms nominal pressure
<b>Long-Term Stability</b>	±0.1 % of adjustment range (full scale) per year
<b>Material of body</b>	Stainless steel 1.4305
<b>Materials Wetted Parts</b>	EPDM, Stainless steel 1.4305
<b>Max. pressure</b>	150
<b>Membrane Material</b>	EPDM
<b>Output</b>	PNP
<b>Pressure rise</b>	≤ 1 bar/ms
<b>Process connection</b>	G1/4
<b>Repeatability &amp; Reproducibility</b>	±0.1 % of adjustment range (full scale)
<b>Shock Resistance</b>	500m / s <sup>2</sup> ; 11 ms half sine wave; DIN EN 60068-2-27
<b>Supply Voltage DC Max</b>	32
<b>Supply Voltage DC Min</b>	9.6
<b>Switching point adjustment range</b>	2...100 % of adjustment range(full scale), set at factory

Switching time	< 4 ms
Temperature ambient from	-30
Temperature ambient to	100
Temperature range of media from	-30
Temperature range of media to	125
Weight	80
Vibration Resistance	20g: 4..2000 Hz sine wave, DIN EN 60068-2-6



<b>DIN EN 175301-809 A</b>  <table><tr><th>Pin</th><th>Assignment</th></tr><tr><td>1</td><td>U<sub>brn</sub></td></tr><tr><td>2</td><td>Gnd</td></tr><tr><td>3</td><td>U<sub>blu</sub></td></tr><tr><td>4</td><td>FE</td></tr></table> <p>IP67 ■ = 60 mm without cable relief ■ = 77 mm with cable relief Order number: 013</p>	Pin	Assignment	1	U <sub>brn</sub>	2	Gnd	3	U <sub>blu</sub>	4	FE	<b>M 12 - DIN EN 61076-2-101 A</b>  <table><tr><th>Pin</th><th>Assignment</th></tr><tr><td>1</td><td>U<sub>brn</sub></td></tr><tr><td>2</td><td>FE</td></tr><tr><td>3</td><td>Gnd</td></tr><tr><td>4</td><td>U<sub>blu</sub></td></tr></table> <p>IP67 ■ = 54 mm Order number: 002</p>	Pin	Assignment	1	U <sub>brn</sub>	2	FE	3	Gnd	4	U <sub>blu</sub>	<b>ISO 1570-A1-4.1</b>  <table><tr><th>Pin</th><th>Assignment</th></tr><tr><td>1</td><td>U<sub>brn</sub></td></tr><tr><td>2</td><td>FE</td></tr><tr><td>3</td><td>Gnd</td></tr><tr><td>4</td><td>U<sub>blu</sub></td></tr></table> <p>IP67 ■ = 50 mm Order number: 004</p>	Pin	Assignment	1	U <sub>brn</sub>	2	FE	3	Gnd	4	U <sub>blu</sub>
Pin	Assignment																															
1	U <sub>brn</sub>																															
2	Gnd																															
3	U <sub>blu</sub>																															
4	FE																															
Pin	Assignment																															
1	U <sub>brn</sub>																															
2	FE																															
3	Gnd																															
4	U <sub>blu</sub>																															
Pin	Assignment																															
1	U <sub>brn</sub>																															
2	FE																															
3	Gnd																															
4	U <sub>blu</sub>																															
<b>AMP Supersnarl 1.5*</b>  <table><tr><th>Pin</th><th>Assignment</th></tr><tr><td>1</td><td>U<sub>brn</sub></td></tr><tr><td>2</td><td>Gnd</td></tr><tr><td>3</td><td>U<sub>brn</sub></td></tr><tr><td>4</td><td>U<sub>brn</sub></td></tr></table> <p>IP67 ■ = 60 mm Order number: 007</p>	Pin	Assignment	1	U <sub>brn</sub>	2	Gnd	3	U <sub>brn</sub>	4	U <sub>brn</sub>	<b>Deutsch DT04-3P</b>  <table><tr><th>Pin</th><th>Assignment</th></tr><tr><td>A</td><td>U<sub>brn</sub></td></tr><tr><td>B</td><td>Gnd</td></tr><tr><td>C</td><td>U<sub>blu</sub></td></tr><tr><td>4</td><td>U<sub>brn</sub></td></tr></table> <p>IP67 ■ = 61 mm Order number: 010</p>	Pin	Assignment	A	U <sub>brn</sub>	B	Gnd	C	U <sub>blu</sub>	4	U <sub>brn</sub>	<b>Cable connection</b>  <table><tr><th>Pin</th><th>Assignment</th></tr><tr><td>1</td><td>U<sub>brn</sub></td></tr><tr><td>2</td><td>white</td></tr><tr><td>3</td><td>black</td></tr><tr><td>4</td><td>Gnd</td></tr></table> <p>IP67 ■ = 47 mm (+ 25 mm bend relief) Cable length: 2 m Order number: 011</p>	Pin	Assignment	1	U <sub>brn</sub>	2	white	3	black	4	Gnd
Pin	Assignment																															
1	U <sub>brn</sub>																															
2	Gnd																															
3	U <sub>brn</sub>																															
4	U <sub>brn</sub>																															
Pin	Assignment																															
A	U <sub>brn</sub>																															
B	Gnd																															
C	U <sub>blu</sub>																															
4	U <sub>brn</sub>																															
Pin	Assignment																															
1	U <sub>brn</sub>																															
2	white																															
3	black																															
4	Gnd																															
 Thread code: 41	 Thread code: 40																															



<b>DIN EN 175301-809 A</b>  <table border="1"> <thead> <tr> <th>Pin</th> <th>Assignment</th> </tr> </thead> <tbody> <tr> <td>1</td> <td>U<sub>brn</sub></td> </tr> <tr> <td>2</td> <td>Gnd</td> </tr> <tr> <td>3</td> <td>U<sub>blu</sub></td> </tr> <tr> <td>4</td> <td>FE</td> </tr> </tbody> </table> <p>IP67            ■ = 60 mm without cable relief            ■ = 77 mm with cable relief            Order number: 013</p>	Pin	Assignment	1	U <sub>brn</sub>	2	Gnd	3	U <sub>blu</sub>	4	FE	<b>M 12 - DIN EN 61076-2-101 A</b>  <table border="1"> <thead> <tr> <th>Pin</th> <th>Assignment</th> </tr> </thead> <tbody> <tr> <td>1</td> <td>U<sub>brn</sub></td> </tr> <tr> <td>2</td> <td>FE</td> </tr> <tr> <td>3</td> <td>Gnd</td> </tr> <tr> <td>4</td> <td>U<sub>blu</sub></td> </tr> </tbody> </table> <p>IP67            ■ = 54 mm            Order number: 002</p>	Pin	Assignment	1	U <sub>brn</sub>	2	FE	3	Gnd	4	U <sub>blu</sub>	<b>ISO 1570-A1-4.1</b>  <table border="1"> <thead> <tr> <th>Pin</th> <th>Assignment</th> </tr> </thead> <tbody> <tr> <td>1</td> <td>U<sub>brn</sub></td> </tr> <tr> <td>2</td> <td>FE</td> </tr> <tr> <td>3</td> <td>Gnd</td> </tr> <tr> <td>4</td> <td>U<sub>blu</sub></td> </tr> </tbody> </table> <p>IP67            ■ = 50 mm            Order number: 004</p>	Pin	Assignment	1	U <sub>brn</sub>	2	FE	3	Gnd	4	U <sub>blu</sub>
Pin	Assignment																															
1	U <sub>brn</sub>																															
2	Gnd																															
3	U <sub>blu</sub>																															
4	FE																															
Pin	Assignment																															
1	U <sub>brn</sub>																															
2	FE																															
3	Gnd																															
4	U <sub>blu</sub>																															
Pin	Assignment																															
1	U <sub>brn</sub>																															
2	FE																															
3	Gnd																															
4	U <sub>blu</sub>																															
<b>AMP Supersnarl 1.5*</b>  <table border="1"> <thead> <tr> <th>Pin</th> <th>Assignment</th> </tr> </thead> <tbody> <tr> <td>1</td> <td>U<sub>brn</sub></td> </tr> <tr> <td>2</td> <td>Gnd</td> </tr> <tr> <td>3</td> <td>U<sub>brn</sub></td> </tr> <tr> <td>4</td> <td>U<sub>brn</sub></td> </tr> </tbody> </table> <p>IP67            ■ = 60 mm            Order number: 007</p>	Pin	Assignment	1	U <sub>brn</sub>	2	Gnd	3	U <sub>brn</sub>	4	U <sub>brn</sub>	<b>Deutsch DT04-3P</b>  <table border="1"> <thead> <tr> <th>Pin</th> <th>Assignment</th> </tr> </thead> <tbody> <tr> <td>A</td> <td>U<sub>brn</sub></td> </tr> <tr> <td>B</td> <td>Gnd</td> </tr> <tr> <td>C</td> <td>U<sub>blu</sub></td> </tr> <tr> <td>4</td> <td>U<sub>brn</sub></td> </tr> </tbody> </table> <p>IP67            ■ = 61 mm            Order number: 010</p>	Pin	Assignment	A	U <sub>brn</sub>	B	Gnd	C	U <sub>blu</sub>	4	U <sub>brn</sub>	<b>Cable connection</b>  <table border="1"> <thead> <tr> <th>Pin</th> <th>Assignment</th> </tr> </thead> <tbody> <tr> <td>1</td> <td>U<sub>brn</sub></td> </tr> <tr> <td>2</td> <td>white</td> </tr> <tr> <td>3</td> <td>black</td> </tr> <tr> <td>4</td> <td>Gnd</td> </tr> </tbody> </table> <p>IP67            ■ = 47 mm (+ 25 mm bend relief)            Cable length: 2 m            Order number: 011</p>	Pin	Assignment	1	U <sub>brn</sub>	2	white	3	black	4	Gnd
Pin	Assignment																															
1	U <sub>brn</sub>																															
2	Gnd																															
3	U <sub>brn</sub>																															
4	U <sub>brn</sub>																															
Pin	Assignment																															
A	U <sub>brn</sub>																															
B	Gnd																															
C	U <sub>blu</sub>																															
4	U <sub>brn</sub>																															
Pin	Assignment																															
1	U <sub>brn</sub>																															
2	white																															
3	black																															
4	Gnd																															
 Thread code: 41	 Thread code: 40																															