



SUCO - 0500/0501 ELECTRONIC PRESSURE SWITCH

Factory set

0500101412011

0..10 bar, G1/4, No, PNP, EPDM, 2M cable

- Single switch point
- Small & compact
- Ceramic sensor
- Stainless steel housing

Product description

The SUCO 0500/0501 performance series electronic pressure switch offers a small compact electronic switch without compromising on quality which comes factory set (unadjustable by the user) with overpressure protection (up to 2x), has a long service life and is also attractively priced especially at high volumes. Using a ceramic sensor in thick film technology for a good operating temperature range and accuracy, there are six standard pressure ranges starting from 0..2 bar all the way up to 0..100 bar and a hysteresis of 1%-98%, available in normally open or normally closed with a PNP transistor output. The wetted parts are made of ceramic, stainless steel and either NBR, EPDM OR FKM ensuring excellent media compatibility, with six standard electrical connection options including Deutsch, DIN and M12 combined with two standard thread type options.

Customer specific solutions are also available on request.

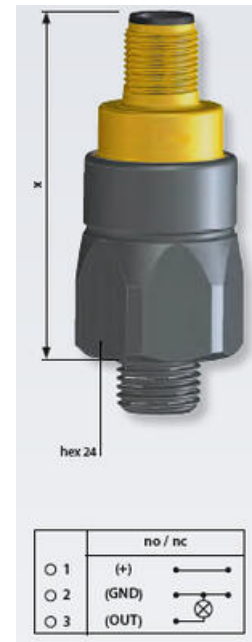
Application examples









- Automotive
- Braking systems
- Medical
- Mobile hydraulics
- Off highway
- Off-shore
- Rail

Specifications

Accuracy	±0.5 % of adjustment range (Full scale) at room temperature
Adjustment range max	10
Adjustment range min	0
Burst Pressure	35
Electrical connection	Embedded 2m cable
EMC	EMC 2014/30/EU; EN 61000-6-2:2005; EN 61000-6-3:2007
Function	Normally open (SPST)
Hysteresis	1...98% full scale, programmable at factory (maximum tolerance ±1.0% of adjustment range nominal pressure)
IP Class	IP67
Lifespan Mechanical	5,000,000 pulsations at rise rates to 1 bar/ms nominal pressure
Long-Term Stability	±0.1 % of adjustment range (full scale) per year
Material of body	Stainless steel 1.4305
Materials Wetted Parts	EPDM, Stainless steel 1.4305
Max. pressure	20
Membrane Material	EPDM
Output	PNP
Pressure rise	≤ 1 bar/ms
Process connection	G1/4
Repeatability & Reproducibility	±0.1 % of adjustment range (full scale)
Shock Resistance	500m / s ² ; 11 ms half sine wave; DIN EN 60068-2-27
Supply Voltage DC Max	32
Supply Voltage DC Min	9.6
Switching point adjustment range	2...100 % of adjustment range(full scale), set at factory

Switching time	< 4 ms
Temperature ambient from	-30
Temperature ambient to	100
Temperature range of media from	-30
Temperature range of media to	125
Weight	80
Vibration Resistance	20g: 4..2000 Hz sine wave, DIN EN 60068-2-6



DIN EN 175301-800 A  <table><tr><th>Pins</th><th>Assignment</th></tr><tr><td>1</td><td>V_{cc}</td></tr><tr><td>2</td><td>Gnd</td></tr><tr><td>3</td><td>V_{cc}</td></tr><tr><td>4</td><td>V_{cc}</td></tr></table> <p>IP67</p> <p>• 60 mm without cable relief • 77 mm with cable relief</p> <p>Order number: 013</p>	Pins	Assignment	1	V _{cc}	2	Gnd	3	V _{cc}	4	V _{cc}	M 12 - DIN EN 61076-2-101 A  <table><tr><th>Pins</th><th>Assignment</th></tr><tr><td>1</td><td>V_{cc}</td></tr><tr><td>2</td><td>nc</td></tr><tr><td>3</td><td>Gnd</td></tr><tr><td>4</td><td>V_{cc}</td></tr></table> <p>IP67</p> <p>• 54 mm</p> <p>Order number: 002</p>	Pins	Assignment	1	V _{cc}	2	nc	3	Gnd	4	V _{cc}	ISO 1570-A1-4.1  <table><tr><th>Pins</th><th>Assignment</th></tr><tr><td>1</td><td>V_{cc}</td></tr><tr><td>2</td><td>nc</td></tr><tr><td>3</td><td>Gnd</td></tr><tr><td>4</td><td>V_{cc}</td></tr></table> <p>IP67</p> <p>• 50 mm</p> <p>Order number: 004</p>	Pins	Assignment	1	V _{cc}	2	nc	3	Gnd	4	V _{cc}
Pins	Assignment																															
1	V _{cc}																															
2	Gnd																															
3	V _{cc}																															
4	V _{cc}																															
Pins	Assignment																															
1	V _{cc}																															
2	nc																															
3	Gnd																															
4	V _{cc}																															
Pins	Assignment																															
1	V _{cc}																															
2	nc																															
3	Gnd																															
4	V _{cc}																															
AMP Superserial 1.5"  <table><tr><th>Pins</th><th>Assignment</th></tr><tr><td>1</td><td>V_{cc}</td></tr><tr><td>2</td><td>Gnd</td></tr><tr><td>3</td><td>V_{cc}</td></tr><tr><td>4</td><td>V_{cc}</td></tr></table> <p>IP67</p> <p>• 60 mm</p> <p>Order number: 007</p>	Pins	Assignment	1	V _{cc}	2	Gnd	3	V _{cc}	4	V _{cc}	Deutsch DT04-3P  <table><tr><th>Pins</th><th>Assignment</th></tr><tr><td>1</td><td>V_{cc}</td></tr><tr><td>2</td><td>Gnd</td></tr><tr><td>3</td><td>V_{cc}</td></tr><tr><td>4</td><td>V_{cc}</td></tr></table> <p>IP67</p> <p>• 61 mm</p> <p>Order number: 010</p>	Pins	Assignment	1	V _{cc}	2	Gnd	3	V _{cc}	4	V _{cc}	Cable connection  <table><tr><th>Pins</th><th>Assignment</th></tr><tr><td>1</td><td>V_{cc}</td></tr><tr><td>2</td><td>Gnd</td></tr><tr><td>3</td><td>V_{cc}</td></tr><tr><td>4</td><td>V_{cc}</td></tr></table> <p>IP67</p> <p>• 47 mm (+ 25 mm bend relief) Cable length: 2 m</p> <p>Order number: 011</p>	Pins	Assignment	1	V _{cc}	2	Gnd	3	V _{cc}	4	V _{cc}
Pins	Assignment																															
1	V _{cc}																															
2	Gnd																															
3	V _{cc}																															
4	V _{cc}																															
Pins	Assignment																															
1	V _{cc}																															
2	Gnd																															
3	V _{cc}																															
4	V _{cc}																															
Pins	Assignment																															
1	V _{cc}																															
2	Gnd																															
3	V _{cc}																															
4	V _{cc}																															
 Thread code: 41	 Thread code: 40																															



DIN EN 175301-800 A  <table><tr><th>Pins</th><th>Assignment</th></tr><tr><td>1</td><td>V_{cc}</td></tr><tr><td>2</td><td>Gnd</td></tr><tr><td>3</td><td>V_{cc}</td></tr><tr><td>4</td><td>V_{cc}</td></tr></table> <p>IP67</p> <p>• 60 mm without cable relief • 77 mm with cable relief</p> <p>Order number: 013</p>	Pins	Assignment	1	V _{cc}	2	Gnd	3	V _{cc}	4	V _{cc}	M 12 - DIN EN 61076-2-101 A  <table><tr><th>Pins</th><th>Assignment</th></tr><tr><td>1</td><td>V_{cc}</td></tr><tr><td>2</td><td>NC</td></tr><tr><td>3</td><td>Gnd</td></tr><tr><td>4</td><td>V_{cc}</td></tr></table> <p>IP67</p> <p>• 54 mm</p> <p>Order number: 002</p>	Pins	Assignment	1	V _{cc}	2	NC	3	Gnd	4	V _{cc}	ISO 15710-A1-4.1  <table><tr><th>Pins</th><th>Assignment</th></tr><tr><td>1</td><td>V_{cc}</td></tr><tr><td>2</td><td>NC</td></tr><tr><td>3</td><td>Gnd</td></tr><tr><td>4</td><td>V_{cc}</td></tr></table> <p>IP67</p> <p>• 50 mm</p> <p>Order number: 004</p>	Pins	Assignment	1	V _{cc}	2	NC	3	Gnd	4	V _{cc}
Pins	Assignment																															
1	V _{cc}																															
2	Gnd																															
3	V _{cc}																															
4	V _{cc}																															
Pins	Assignment																															
1	V _{cc}																															
2	NC																															
3	Gnd																															
4	V _{cc}																															
Pins	Assignment																															
1	V _{cc}																															
2	NC																															
3	Gnd																															
4	V _{cc}																															
AMP Superserial 1.5"  <table><tr><th>Pins</th><th>Assignment</th></tr><tr><td>1</td><td>V_{cc}</td></tr><tr><td>2</td><td>Gnd</td></tr><tr><td>3</td><td>V_{cc}</td></tr><tr><td>4</td><td>V_{cc}</td></tr></table> <p>IP67</p> <p>• 60 mm</p> <p>Order number: 007</p>	Pins	Assignment	1	V _{cc}	2	Gnd	3	V _{cc}	4	V _{cc}	Deutsch DT04-3P  <table><tr><th>Pins</th><th>Assignment</th></tr><tr><td>1</td><td>V_{cc}</td></tr><tr><td>2</td><td>Gnd</td></tr><tr><td>3</td><td>V_{cc}</td></tr><tr><td>4</td><td>V_{cc}</td></tr></table> <p>IP67</p> <p>• 61 mm</p> <p>Order number: 010</p>	Pins	Assignment	1	V _{cc}	2	Gnd	3	V _{cc}	4	V _{cc}	Cable connection  <table><tr><th>Pins</th><th>Assignment</th></tr><tr><td>1</td><td>V_{cc}</td></tr><tr><td>2</td><td>Gnd</td></tr><tr><td>3</td><td>V_{cc}</td></tr><tr><td>4</td><td>V_{cc}</td></tr></table> <p>IP67</p> <p>• 47 mm (+ 25 mm bend relief) Cable length: 2 m</p> <p>Order number: 011</p>	Pins	Assignment	1	V _{cc}	2	Gnd	3	V _{cc}	4	V _{cc}
Pins	Assignment																															
1	V _{cc}																															
2	Gnd																															
3	V _{cc}																															
4	V _{cc}																															
Pins	Assignment																															
1	V _{cc}																															
2	Gnd																															
3	V _{cc}																															
4	V _{cc}																															
Pins	Assignment																															
1	V _{cc}																															
2	Gnd																															
3	V _{cc}																															
4	V _{cc}																															
 <p>Thread code: 41</p>	 <p>Thread code: 40</p>																															