IDEM KLM LOCKING SWITCH

202001-SS
KLM M20 24v (std release) SS head



- Electric release
- 8 key entry positions
- 2 x LED indicator
- Locking force up to 2000 N
- Completely metal

PRODUCT DESCRIPTION

Locking switch with locking system SAMLOCK KLM, made of cast metal, with locking force up to 2000N. The switch is completely metal and, as an option, is also available with a head made of stainless steel. The switch has 2 LEDs that show the status of the solenoid and the state of the blockage. It also has a rotatable head, which provides 8 key entry positions for easy and flexible mounting. The KLM switch has a standard distance between the fixing holes - 30 mm.
In the event of a voltage drop, the switch can be opened in an emergency without any special keys. The switch is available in the version: voltage release.

SPECIFICATIONS

Actuator	Not included
Annual usage	8 cycles per hour/24 hours per day/365 days
Approvals	ISO 13849-1, ISO 14119, EN60204-1, EN62061, EN60947-5-1, UL 508
Conduit entry	M20
Contact Type	4NC safety circuits: 2 solenoid/lock, 2 actuator/guard, 1NO auxiliary circuit: for indication of actuator status (guard open), 1NO auxiliary circuit: for lock status (selectable with LED2)
Contacts	4NC 2NO
Holding force (F1Max)	3000
IP Class	IP67
LED supply voltage	24Vdc
Manual Operation	Standard manual release lid and side
Maximum approach / withdrawal speed	600
Mechanical reliability B10d	2.5 x 10^6 operations at 100mA load

Mounting	4 x M5
MTTFd	356 years
Operating temperature	-25..50°C
PFHd	3.44 x 10^{-8}
PL	e acc. ISO13849-1
Rated insulation voltage	600V ac
SIL	3 acc. EN62061
Solenoid Voltage	24V ac/dc
Thermal current (Ith)	5
Travel for positive opening	10
Utilisation category	AC15, A300, 3 A
Withstand voltage	2500V ac



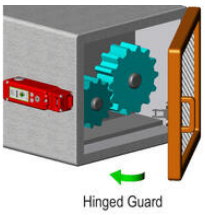





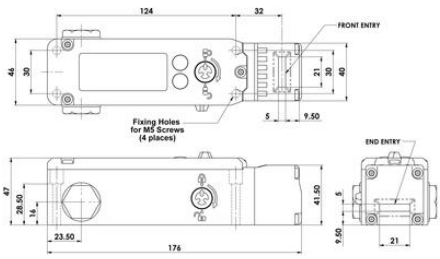

6.0 5.0 0mm

11/12	Open	
21/22	Open	
33/34		Open
43/44		Open

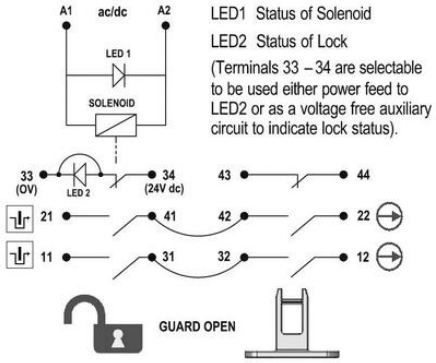

LED1 Status of Solenoid
LED2 Status of Lock
(Terminals 33 – 34 are selectable to be used either power feed to LED2 or as a voltage free auxiliary circuit to indicate lock status).



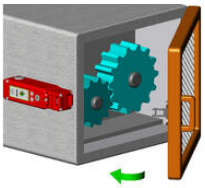
Hinged Guard

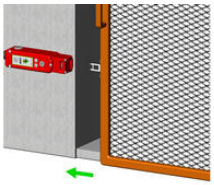
Sliding Guard



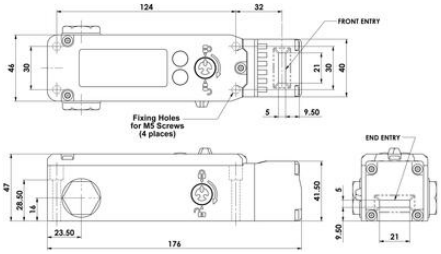

6.0 5.0 0mm

11/12	Open	
21/22	Open	
33/34		Open
43/44		Open

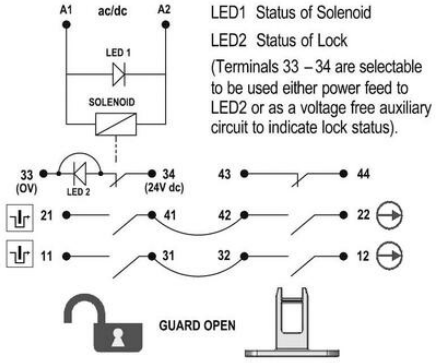

LED1 Status of Solenoid

LED2 Status of Lock

(Terminals 33 – 34 are selectable to be used either power feed to LED2 or as a voltage free auxiliary circuit to indicate lock status).